

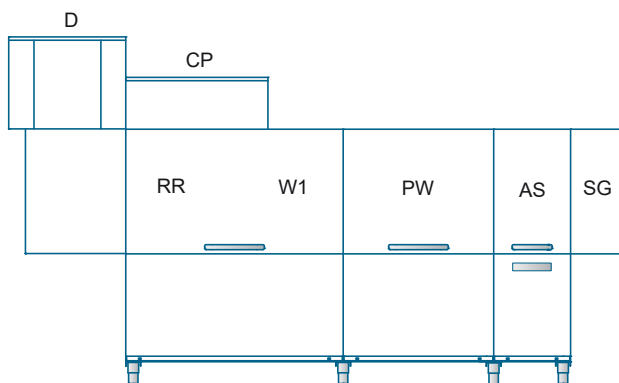
— **CATALOGO RICAMBI**



— **SPARE PARTS MANUAL**



— **PIECES DETACHES**



## Parti di ricambio

## Spare Parts

## Catalogues pièces

## Plezas de recambis

## Ersatzteile

### INFORMAZIONI GENERALI

Questo catalogo serve per richiedere con esattezza le parti di ricambio

Nelle ordinazioni indicare:

1) il numero dei codici dei particolari seguito dalla descrizione e la quantità desiderata;

2) Il codice alfa-numerico presente nella seconda colonna della tabella ;

**I disegni delle parti di ricambio sono solo indicativi e non rappresentano il pezzo in oggetto.**

**I dati contenuti in questo catalogo sono indicativi e possono essere soggetti a modifiche senza impegno di preavviso.**

### ALLGEMEINE INFORMATIONEN

Dieser Ersatzteilkatalog dient zur genauen Angabe der Teile bei Ersatzteilbestellungen.

Bei Ersatzbestellung ist folgendes anzugeben:

1) Die Bestellnummer der Ersatzteile mit der entsprechenden Beschreibung genaue Menge;

2) Der alpha-numerischer Code auf der zweiten Reihe in dein Spult;

**Die Zeichnungen der Ersatzteile sind nur als Hinweise gedacht und stellen nicht das betroffene Teil dar.**

**Bei den im Katalog angeführten Daten handelt es sich um Anhaltsdaten, die jederzeit, ohne Vorankündigung, geändert werden können.**

### GENERAL INFORMATION

The present spare parts order exactly the right spare parts

When ordering specify:

1) the part's code number followed by its description and quantity needed;

2) The alpha-numeric code is in the second column in the chart;

**Spare parts drawings are general and do not represent the part.**

**The contents of this catalogue are general and can undergo changes without prior notice.**

### INFORMACIONES GENERALES

El presente catálogo sirve para pedir con exactitud las partes de repuesto

En los pedidos se debe indicar:

1) el número de código de la parte y a continuación la descripción cantidad deseada;

2) El código alfanumerico presente en la signada columna de la tabla;

**Los diseños de las partes de recambio son solo indicativos y no representan la pieza en cuestión.**

**Los datos contenidos en el presente catálogo son indicativos y pueden modificarse sin aviso previo.**

### INFORMATIONS GENERALES

Ce catalogue permet de commander correctement les pièces détachées

Les commandes doivent être passées en indiquant:

1) le numero de code des pièces détachées suivi de leur description quantité désirée;

2) le code alphanumérique dans la deuxième colonne du tableau;

**Les plans des pièces détachées sont fournis seulement à titre indicatif et ne représentent pas la pièce concernée.**

**Les données de ce catalogue sont citées seulement à titre indicatif et peuvent être l'objet de modifications sans avis préalable.**

### ESEMPIO EXAMPLE EXEMPLE BEISPIEL

Rif.	Codici
MODULE:Particolari	
10505	540903
10510	540908
10515	15065/A
10520	540086
10525	540028



#### Note

Tutte le informazioni riportate si intendono aggiornate alla data di stampa. Il Produttore si riserva il diritto di apportare qualsiasi modifica richiesta dallo sviluppo evolutivo dei suddetti prodotti.

Per la sicurezza ,la garanzia, l'affidabilità ed il valore della lavastoviglie usa solo ricambi originali. **Per alcuni codici, sono richieste quantità minime d'ordine.**



#### Attenzione

Questo libretto è parte integrante della lavastoviglie e, in caso di passaggio di proprietà, deve essere consegnato al nuovo acquirente.



#### Remarque

Toutes les informations contenues dans ce manuel s'entendent mises à jour à la date d'impression. En raison du développement constant de ses produits, usine se réserve le droit d'apporter à tout instant les modifications qu'elle jugera utiles.

Pour la sécurité, la garantie, la fiabilité et la valeur de votre lavevaisselles n'utilisez que des pièces de rechange d'origine. **Pour quelque référence on demande un minimum de pièces par commande**



#### Attention

Ce manuel doit être considéré comme partie intégrante de la lavevaisselles, en cas de transfert de propriété, doit toujours être remis au nouveau propriétaire.



#### Note

The information contained herein is valid at the time of going to print. The Company reserves the right to make any changes required by the future development of the above-mentioned products.

For your safety, as well as to preserve the warranty reliability and worth of your dishwashers , use original spare parts only. **For some codes a minimum quantity for order is required.**



#### Warning

This manual forms an integral part of the dishwashers and - if a transfer of title occurs - must always be handed over to the new owner.



#### Hinweis

Die Der Hersteller behält sich das Recht vor, jegliche, durch eine Weiterentwicklung der genannten Produkte bedingte Änderungen vornehmen zu können.

Verwenden Sie für Ihre Sicherheit, die Garantie, die Zuverlässigkeit und den Wert Ihrer machine originale Ersatzteile. **Für bestimmte Code nummer werden mindesten bestellungen verlangt.**



#### Achtung

Diese Betriebsanleitung ist Bestandteil des machine und muss bei seinem Weiterverkauf dem neuen Besitzer ausgehändigt werden.



## Parti di ricambio

MODULO 1°LAVAGGIO+RISCIACQUO (W+RR).....	6
MODULO DI PRELAVAGGIO (600).....	32
MODULO DI PRELAVAGGIO (900).....	52
MODULO AS (450).....	66
MODULO DI PARASPRUZZI ( L=300 / L=500 ).....	77
PANNELLO COMANDI.....	84
GRUPPI VALVOLE.....	97
GRUPPO SCARICHI.....	112
TELAIO MOBILE.....	125
ASCIUGATURE.....	132
ACCESSORI.....	142
TUBI TROPPO PIENO.....	176



PLATON SERVICE

8 (800) 500-34-41

www.platonservice.com


Parti di ricambio

Spare Parts

Catalogues pièces


Plezas de recambis

Ersatzteile




---

**Code** DW 009M.0001 **CL/Part**

**Model DESCRIPTION** 

**S/N** DW A 1000001 **Type** .....

400V 3N 50HZ 8A  
3500W 500W


 16A

**IPX3**

Pressione Dinamica alimentazione idrica 200-500 kPa  
Pression dynamique arrivée d'eau  
Dynamic pressure water supply  
Dynamischer Druck asserreinlauf

Pressione dinamica vapore saturo  
Pression dynamique vapeur satueèè  
Dymanischer Druck gesattigter Dampf  
Pression Dinamica Vapor Saturado


**TECHICAL SPECIFICATION**




**MADE IN ITALY**

Temperatura massima acqua in ingresso 60°C  
Temperature max eau a l'entre  
Maximale Temperatur Wasseranschlu  
Maximum Water temperature in-feeding

---

Model 

S/N 

CODE DW999 XX YYYY

FAMIGLIA PRODOTTO  
FAMILY PRODUCT  
FAMILLE DU PRODUIT  
FAMILIA PRODUCTO  
FAMILIE DES PRODUKTES

CODICE MODELLO  
CODE MODEL  
CODE ARTICLE  
CODIGO MODELO  
KODE VON MODELL

CODE DW 009M

FAMIGLIA PRODOTTO  
FAMILY PRODUCT  
FAMILLE DU PRODUIT  
FAMILIA PRODUCTO  
FAMILIE DES PRODUKTES

FAMIGLIA PRODOTTO  
FAMILY PRODUCT  
FAMILLE DU PRODUIT  
FAMILIA PRODUCTO  
FAMILIE DES PRODUKTES

CODE DW 009M . 0001

CODICE MODELLO  
CODE MODEL  
CODE ARTICLE  
CODIGO MODELO  
KODE VON MODELL

S/N DW A 1015770

ANNO  
YEAR A=2006 - 2007  
ANNÉE B=2007 - 2008  
AN"O C=2008 - 2009  
JAHR D= .... - ....

NUMERO DI SERIE  
SERIAL NUMBER  
NUMÉRO DI SÉRIE  
NUMERO DI SERIE  
SERIENNUMMER

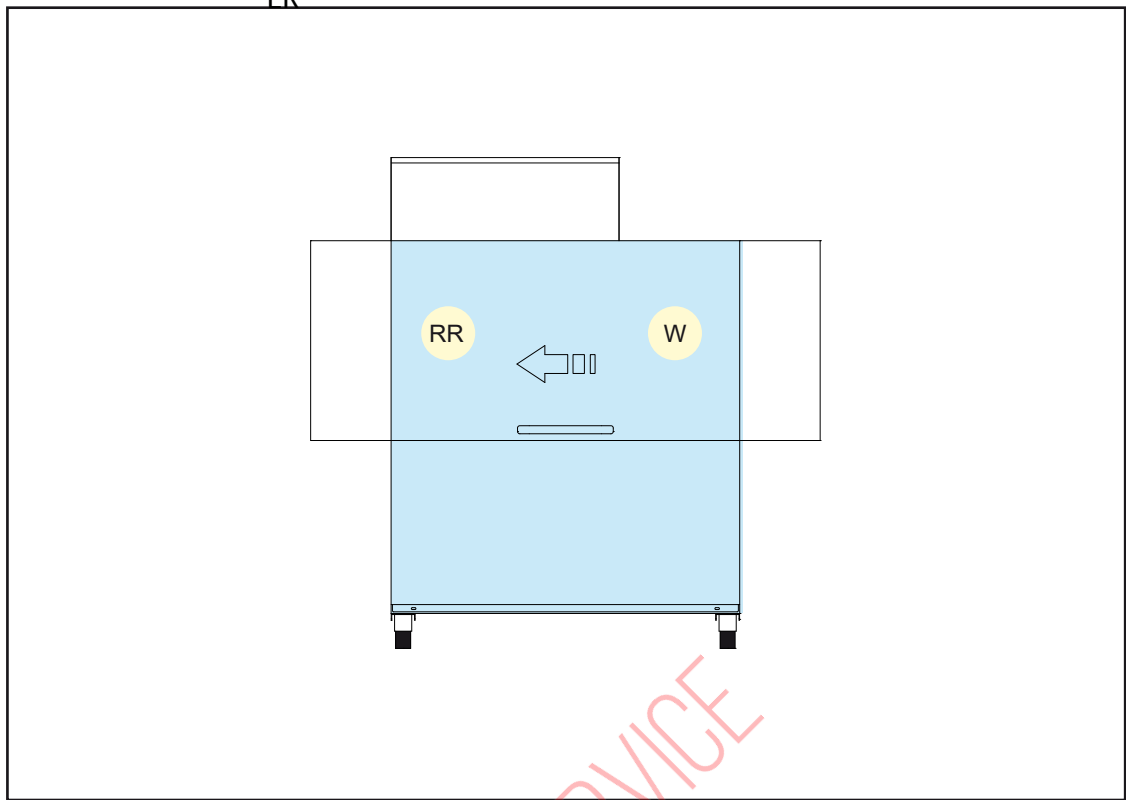




**PLATON**SERVICE

8 (800) 500-34-47

[www.platonservice.com](http://www.platonservice.com)

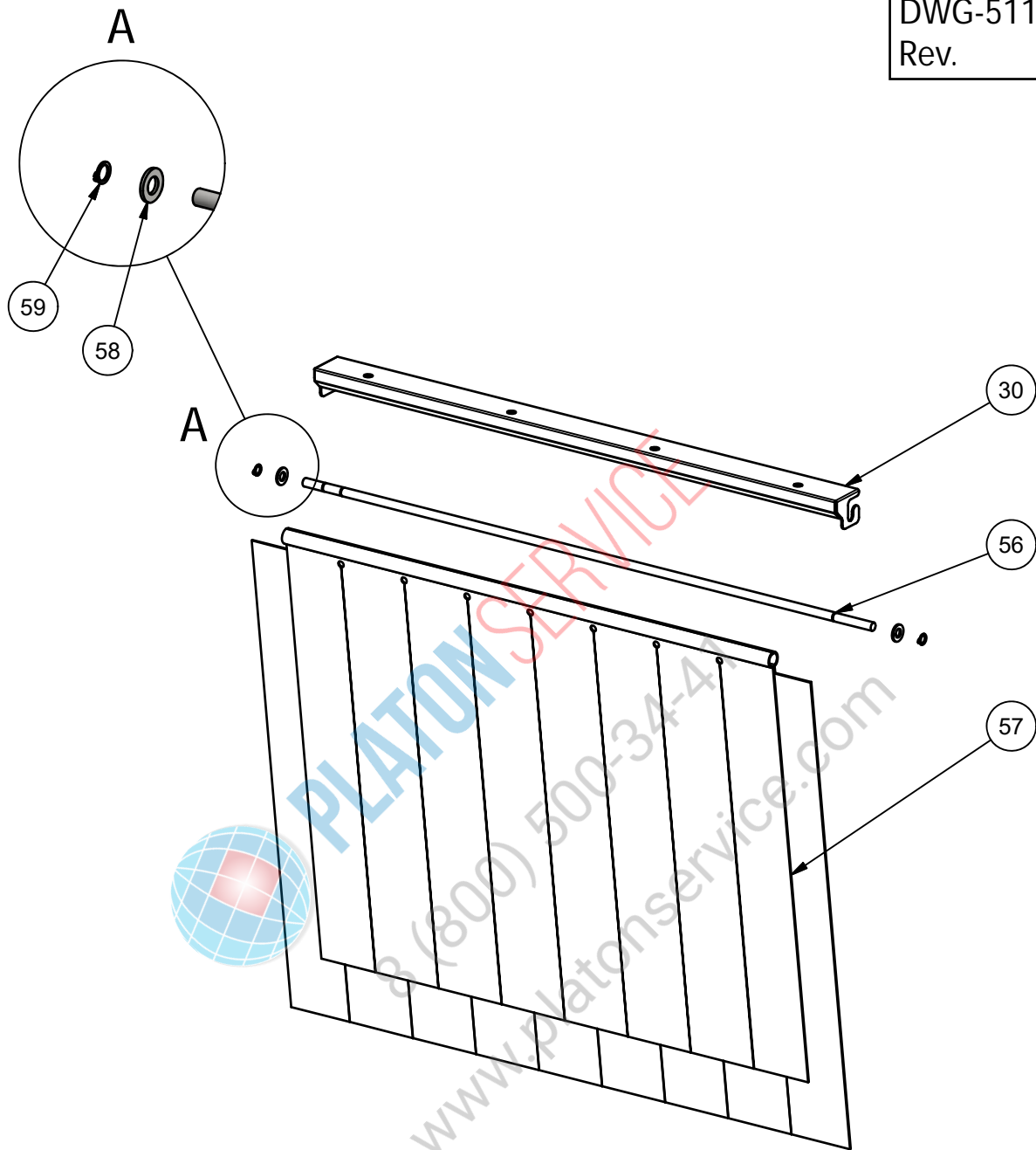


-  — **MODULO DI 1° LAV.+RISC. ( RR + W )**
-  — **1st WASH ZONE+RINSE ZONE ( RR + W )**
-  — **1 LAV.+RINÇAGE ( RR+ W )**

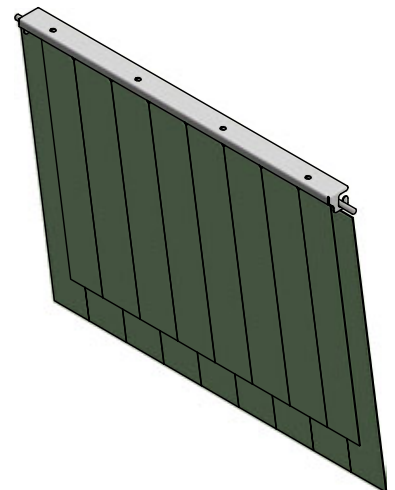
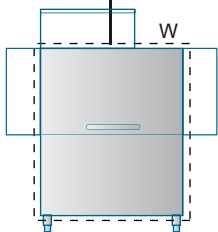


8 (800) 503 414  
www.platonservice.com

DWG-51164  
Rev.



ITEM / ID	(IT)	(EN)	(FR)
SG	PARASPRUZZI	SPLASH ZONE	SAS
AS	PREL.AUTOMATICO	PRE-WASH SHOWER	PRELAVAGE AUT.+TIROR
PW	PRELAVAGGIO	PRE-WASH	PRÉLAVAGE
W2	2°LAVAGGIO	SECOND WASH	2°LAVAGE
W1	1°LAVAGGIO	FIRST WASH	1°LAVAGE
RR	RISCIACQUO POT.	POWER RINSE	RINÇAGE PLUS
CP	PANNELLO COM.	CONTROL PANELL	PANNEAU DE CONTRÔLE
D	ASCIUGATURA	DRYER	SECHAGE





ITEM / ID	CODICE / P-code	DESCRIZIONE (IT)	Q.TA'/Q.TY
30	DW3070199	SUPPORTO TENDINA	1
56	DW3004052	ASSE TENDINA INTERNA	1
57	DW3071072	TENDINA INTERNA	1
58	DW11185	RONDELLA 8X16 PIANA INOX DIN125	2
59	DW11815	SEEGER Ø8 INOX UNI7435	2

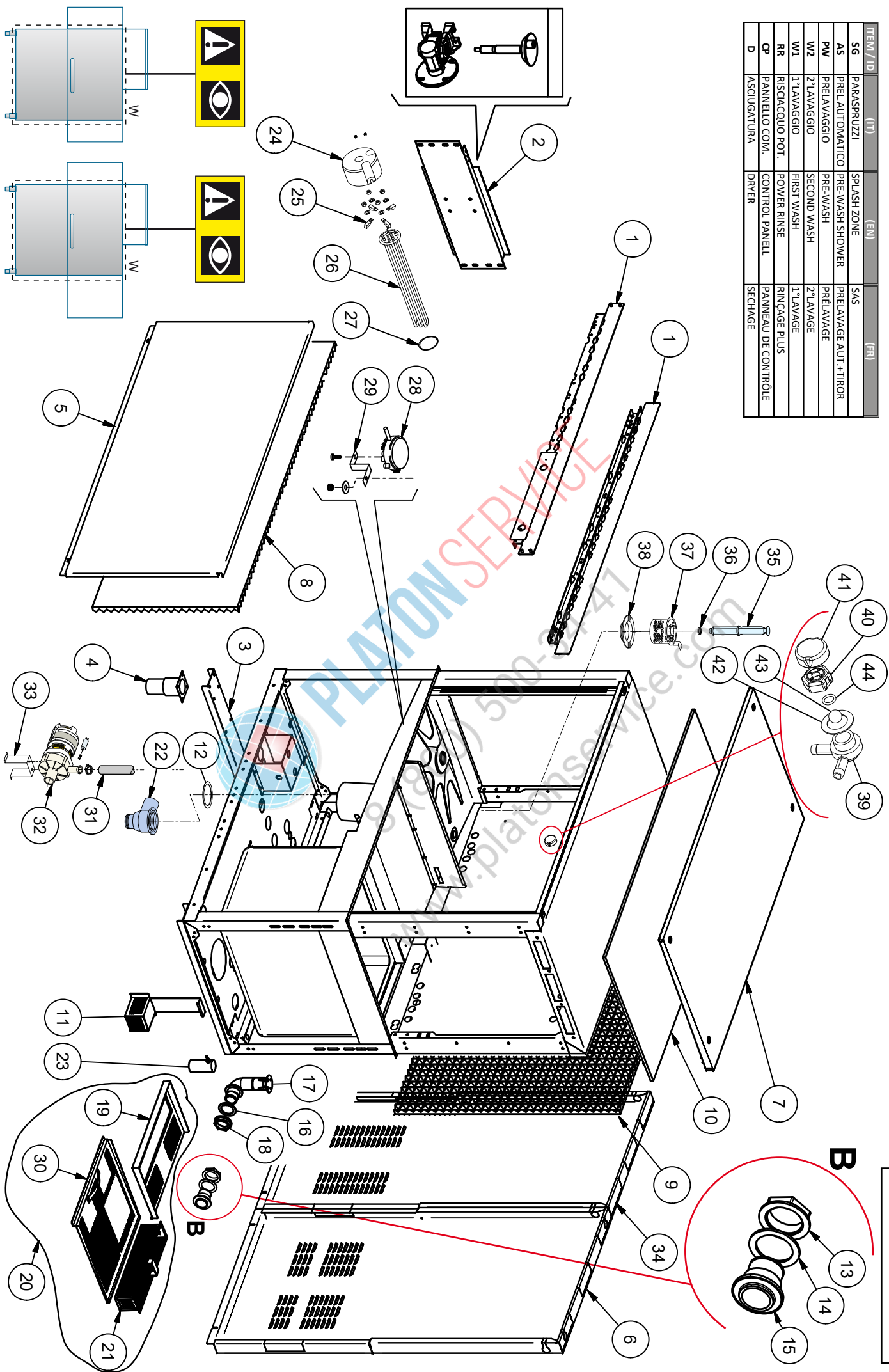


**PLATON SERVICE**

8 (800) 500-34-41

[www.platonservice.com](http://www.platonservice.com)

ITEM / ID	(IT)	(EN)	(FR)
SG	PARASPRUZZI	SPLASH ZONE	SAS
AS	PREL. AUTOMATICO	PRE-WASH SHOWER	PRELAVAGE AUT.+TIROR
PW	PRELAVAGGIO	PRE-WASH	PRELAVAGE
W2	2° LAVAGGIO	SECOND WASH	2° LAVAGE
W1	1° LAVAGGIO	FIRST WASH	1° LAVAGE
RR	RISCACQUO POT.	POWER RINSE	RINÇAGE PLUS
CP	PANNELLO COM.	CONTROL PANEL	PANNEAU DE CONTRÔLE
D	ASCIUGATURA	DRYER	SECHAGE







ITEM / ID	CODICE / P-code	DESCRIZIONE (IT)	Q.TA'/Q.TV
1	DW307010	ASSIEME GUIDA CESTO 1300	2
2	DW3006090	OMEGA PER RIDUTTORE	1
3	DW3070178	RINFORZO PER SEMITELAIO	1
4	DW80116	PIEDINO 2" REGOLABILE	2
5	DW3070190	SOTTOPORTA 1300	1
6	DW3070203	TAMPONAMENTO POSTERIORE L=700mm (1300)	1
7	ND	TETTO COIBENTATO (1300)	1
8	ND	COIBENTANTE SOTTOPORTA (1300)	1
9	ND	COIBENTANTE TAMPONAMENTO POSTERIORE (1300)	1
10	ND	COIBENTANTE TETTO (1300)	1
11	DW3019071	FILTRO ASPIRAZIONE POMPA	1
12	DW80208	GUARNIZIONE Ø95x75x3	1
13	DW392061	PILETTA SCARICO	2
14	DW13305	GUARN.GOM.SCARICO 44x32x3 DIS.LS061	2
15	DW11701/A	DADO INOX PILETTA SCARICO	2
16	DW392060	GUARNIZIONE PIANA 65x47x3 NBR	2
17	DW392062	TRAVASO IN PLASTICA	1
18	DW392059	CONTRODADO 1" 1/2 PLAST	2
19	DW3070140/A	FILTRO LAVAGGIO CON FORO	1
20	DW3070008	ASSIEME FILTRO LAVAGGIO	1
21	DW3070006/A	ASSIEME CASSETTO FILTRO LAVAGGIO	1
22	DW500603	POZZETTO CON SCARICO	1
23	DW80106	GABBIA D'ARIA INOX	1
24	DW75311	CUFFIOTTO PER RESISTENZA	1
25	DW16045	STAFFA FISSAGGIO RESISTENZA Ø 6,3	1
26	DW30001013	RESISTENZA 4,5 kW	1
26	DW30001010	RESISTENZA 6 kW	1
26	DW30001011	RESISTENZA 9 kW	1
26	DW30001011/A	RESISTENZA 12 kW	1
26	DW30001011/B	RESISTENZA 14 kW	1
27	DW13015	GUARNIZIONE O-RING 160 (6225)	1
28	DW88110	PRESSOSTATO (250-40)	1
29	DW3009363	STAFFA SUPPORTO PRESSOSTATO	1
30	DW3070009/A	FILTRO ANTERIORE	1
31	DW540004	MANICOTTO	1
32	DW10501/C	POMPA PRERISCIACQUO 100W	1
33	DW3000318	SUPPORTO POMPA	1
34	DW3070202	TAMPONAMENTO POSTERIORE L=600mm (1300)	1
35	DW3003981	TROPPO PIENO CIECO	1
36	DW13021	GUARNIZIONE DEM 40	1
37	DW3071079	FILTRO A CESTELLO	1
38	DW500601	GHIERA POZZETTO FILTRO	1
39	DW15280	CORPO VALVOLA	1
40	DW15281	DADO VALVOLA	1
41	DW15282	COPRI DADO VALVOLA	1
42	DW15283	GUARNIZIONE VALVOLA	1
43	DW15284	SFERA	1
44	DW15285	O-Ring 115 KTW	1



ECONOMIZZATORE

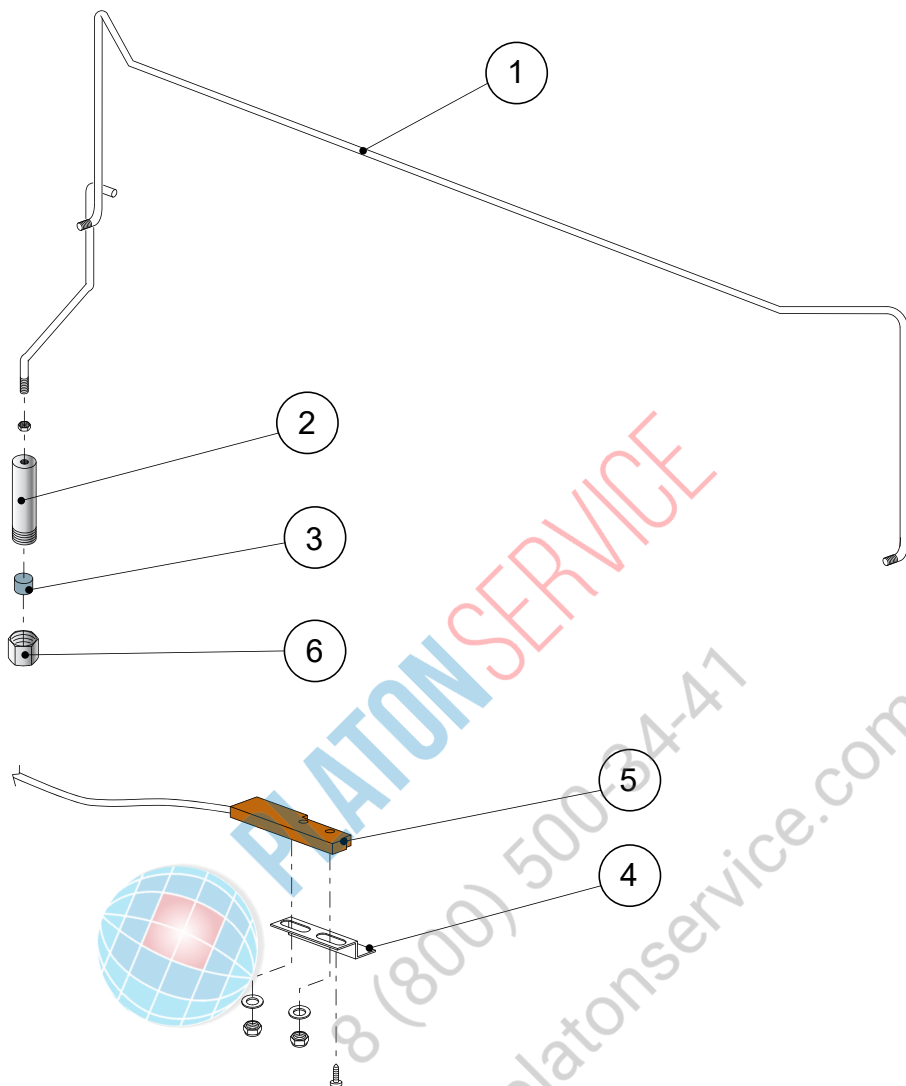


ECONOMIZER


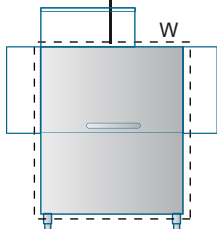


ECONOMISEUR

DWG-51164  
Rev.



ITEM / ID	(IT)	(EN)	(FR)
SG	PARASPRUZZI	SPLASH ZONE	SAS
AS	PREL.AUTOMATICO	PRE-WASH SHOWER	PRÉLAVAGE AUT.+TIROR
PW	PRELAVAGGIO	PRE-WASH	PRÉLAVAGE
W2	2°LAVAGGIO	SECOND WASH	2°LAVAGE
W1	1°LAVAGGIO	FIRST WASH	1°LAVAGE
RR	RISCIACQUO POT.	POWER RINSE	RINÇAGE PLUS
CP	PANNELLO COM.	CONTROL PANELL	PANNEAU DE CONTRÔLE
D	ASCIUGATURA	DRYER	SECHAGE





ITEM / ID	CODICE / P-code	DESCRIZIONE (IT)	Q.TA'/Q.TY
1	DW3071014	ECONOMIZZATORE DX (mod.1300)	1
1	DW3071015	ECONOMIZZATORE SX (mod.1300)	1
2	DW3003058	PORTA MAGNETE	1
3	DW3003113	MAGNETE	1
4	DW3009112	SUPPORTO REED ECONOMIZZATORE	1
5	DW3003112	REED ECONOMIZZATORE	1
6	DW3004184	TAPPO	1



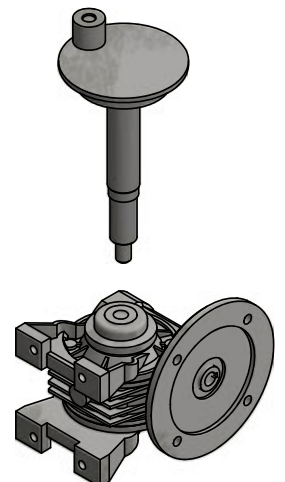
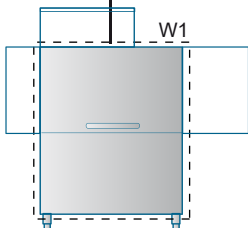
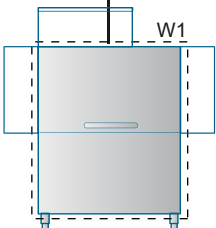
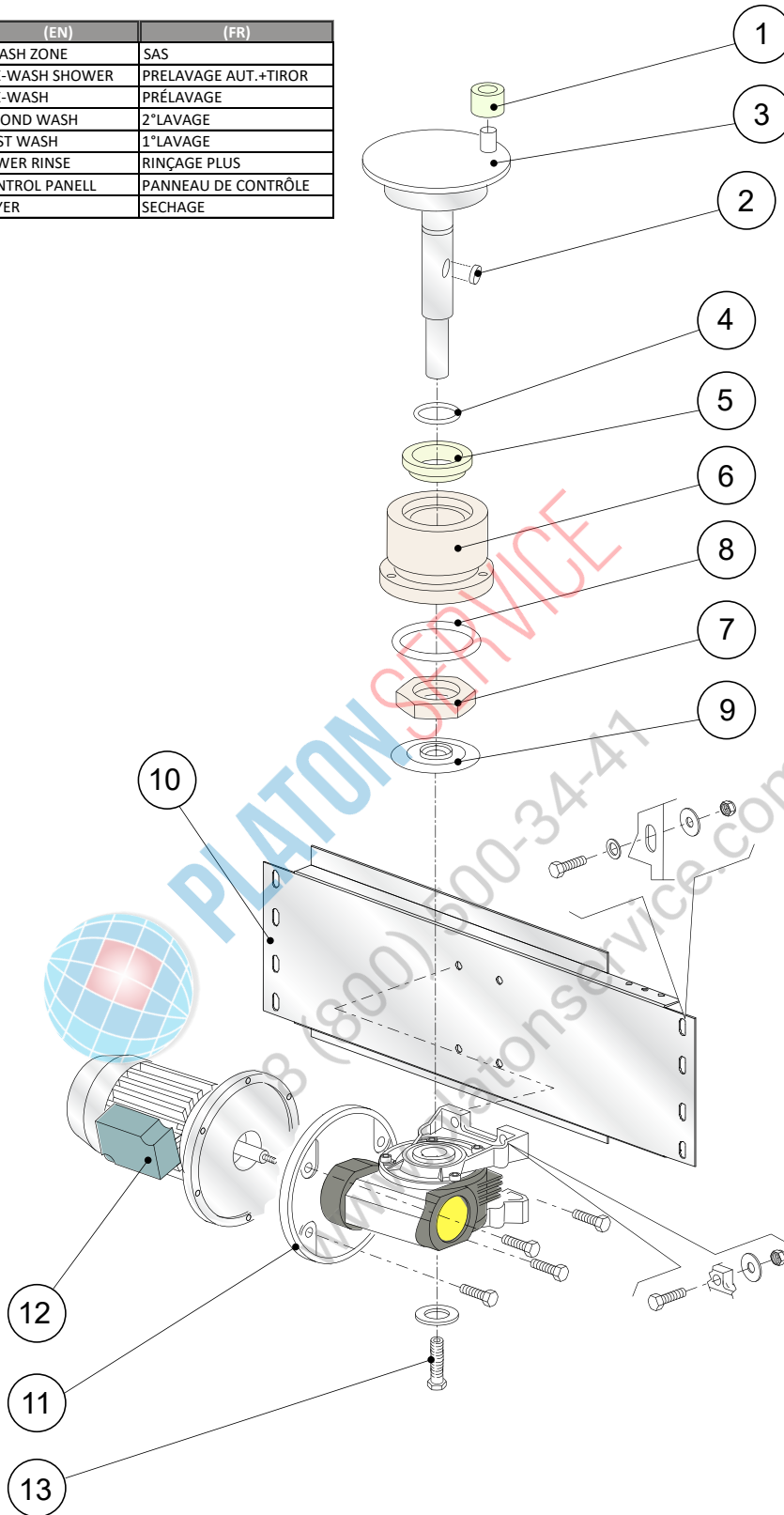
**PLATON SERVICE**

8 (800) 500-34-41

[www.platonservice.com](http://www.platonservice.com)

ITEM / ID	(IT)	(EN)	(FR)
SG	PARASPRUZZI	SPLASH ZONE	SAS
AS	PREL.AUTOMATICO	PRE-WASH SHOWER	PRELAVAGE AUT.+TIROR
PW	PRELAVAGGIO	PRE-WASH	PRÉLAVAGE
W2	2°LAVAGGIO	SECOND WASH	2°LAVAGE
W1	1°LAVAGGIO	FIRST WASH	1°LAVAGE
RR	RISCIACQ. POT.	POWER RINSE	RINÇAGE PLUS
CP	PANNELLO COM.	CONTROL PANELL	PANNEAU DE CONTRÔLE
D	ASCIUGATURA	DRYER	SECHAGE

DWG-55164  
Rev.





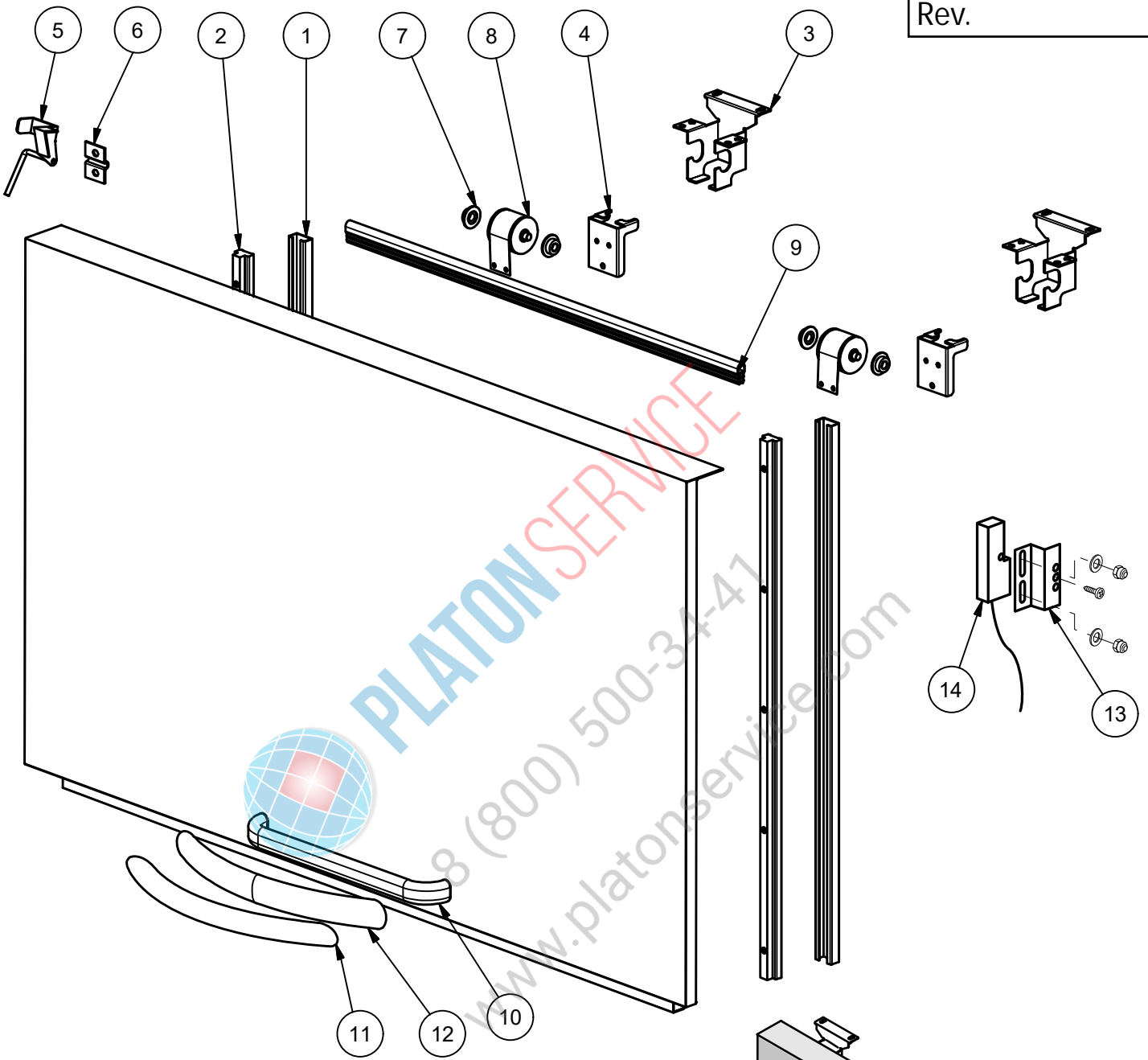
ITEM / ID	CODICE / P-code	DESCRIZIONE (IT)	Q.TA'/Q.TY
1	DW3003012	RULLINO	1
2	DW2001046	CHIAVETTA	1
3	DW3003116	ALBERO ECCENTRICO	1
4	DW13023	O-RING 131 (4093)	1
5	DW13024	PARAOLIO DEM 40 TC 30x42x7 CON MOLLA	1
6	DW3004131	BOCCOLA ALBERO ECCENTRICO	1
7	DW3004183	DADO	1
8	DW13015	O-RING 160 (6225)	1
9	DW3004161	DISCO ANTIGOCCIA	1
10	DW3009060	SUPPORTO MOTORIDUTTORE	1
11	DW3000214	RIDUTTORE DESTRO 1:45 (60Hz)	1
11	DW3000215	RIDUTTORE SINISTRO 1:45 (60Hz)	1
11	DW3000212	RIDUTTORE DESTRO 1:60 (60Hz)	1
11	DW3000213	RIDUTTORE SINISTRO 1:60 (60Hz)	1
11	DW3000210	RIDUTTORE DESTRO 1:80 (60Hz)	1
11	DW3000211	RIDUTTORE SINISTRO 1:80 (60Hz)	1
11	DW3000216	RIDUTTORE DESTRO 1:36 (60Hz)	1
11	DW3000217	RIDUTTORE SINISTRO 1:36 (60Hz)	1
12	DW3000128	MOTORE 4P 230V3 50Hz (Inverter)	1
12	DW3000107	MOTORE 6/8P 400V 50Hz (RIDOTTO )	1
12	DW3000109	MOTORE 6/8P 230V 50Hz	1
12	DW3000110	MOTORE 6/8P 400-415V 50Hz	1
12	DW3000108	MOTORE 6/8P 230V 50Hz (RIDOTTO )	1
13	DW11165	VITE	1



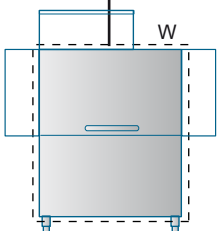
8 (800) 500-4111  
www.platonservice.com



DWG-51164  
Rev.



ITEM / ID	(IT)	(EN)	(FR)
SG	PARASPRUZZI	SPLASH ZONE	SAS
AS	PREL.AUTOMATICO	PRE-WASH SHOWER	PRELAVAGE AUT.+TIROR
PW	PRELAVAGGIO	PRE-WASH	PRÉLAVAGE
W2	2°LAVAGGIO	SECOND WASH	2°LAVAGE
W1	1°LAVAGGIO	FIRST WASH	1°LAVAGE
RR	RISCIACQUO POT.	POWER RINSE	RINÇAGE PLUS
CP	PANNELLO COM.	CONTROL PANELL	PANNEAU DE CONTRÔLE
D	ASCIUGATURA	DRYER	SECHAGE





ITEM / ID	CODICE / P-code	DESCRIZIONE (IT)	Q.TA'/Q.TY
1	DW3009033	GUIDA PATTINO	2
2	DW3070028	ASSIEME PORTA 1300	1
3	DW3070197	SUPPORTO MOLLA L38	2
4	DW3070134	FERMO PORTA	2
5	DW3000315	GANCIO SICUREZZA PORTA	1
6	DW3000314	STAFFA SICUREZZA PORTA	1
7	DW3004012	SPALLA SUPPORTO MOLLA PORTA	4
8	DW3071120	MOLLA INOX X PORTA MOD.1300	2
9	DW3071114	GUARNIZIONE PORTA	1
10	DW22215	MANIGLIA INOX INTERASSE 340 H45	1
11	DW22261	MANIGLIA IN TUBO Ø30 INTERASSE 340	1
12	DW22260	MANIGLIA IN TUBO ELLITTICO 40x20 INTERASSE 340	1
13	DW3009112	SUPPORTO REED	1
14	DW3003112	REED SICUREZZA PORTA	1

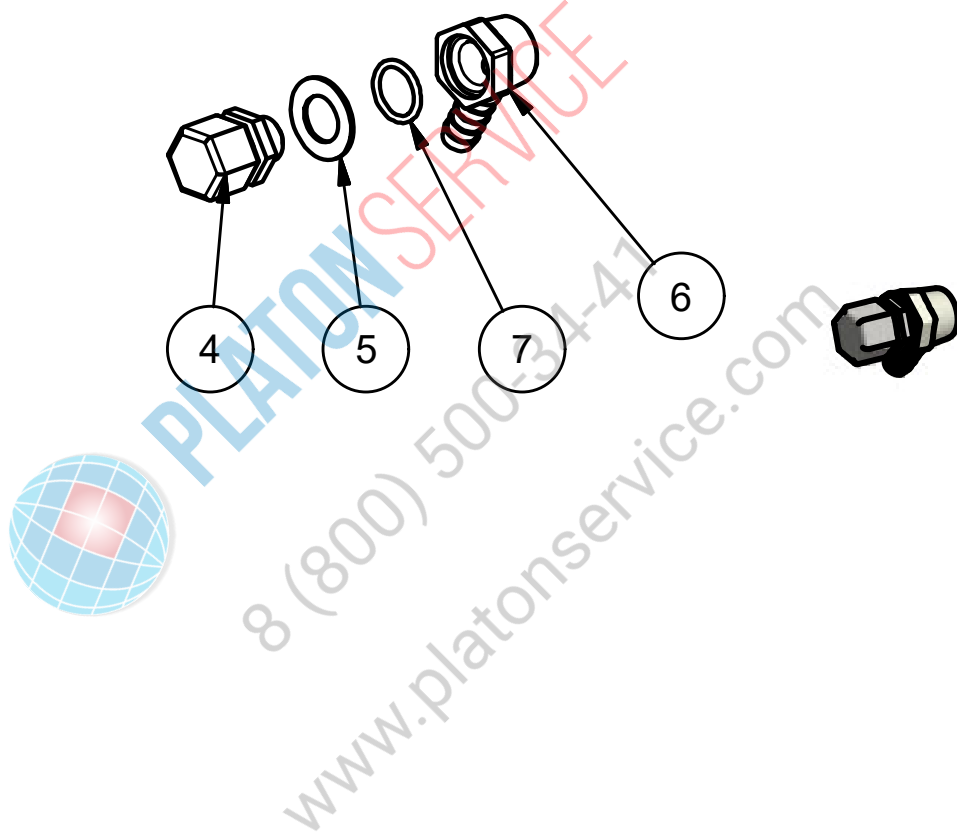


PLATON SERVICE

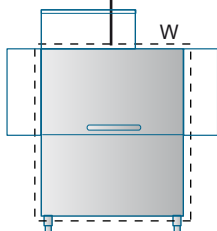
8 (800) 500-34-41

www.platonservice.com

DWG-51178  
Rev.



ITEM / ID	(IT)	(EN)	(FR)
SG	PARASPRUZZI	SPLASH ZONE	SAS
AS	PREL.AUTOMATICO	PRE-WASH SHOWER	PRELAVAGE AUT.+TIROR
PW	PRELAVAGGIO	PRE-WASH	PRÉLAVAGE
W2	2°LAVAGGIO	SECOND WASH	2°LAVAGE
W1	1°LAVAGGIO	FIRST WASH	1°LAVAGE
RR	RISCIACQUO POT.	POWER RINSE	RINÇAGE PLUS
CP	PANNELLO COM.	CONTROL PANELL	PANNEAU DE CONTRÔLE
D	ASCIUGATURA	DRYER	SECHAGE





ITEM / ID	CODICE / P-code	DESCRIZIONE (IT)	Q.TA'/Q.TY
4	DW3003128	GOMITO DI CARICO G3/8	1
5	DW3009387	RONDELLA GOMITO CARICO	2
6	DW3003129	GOMITO PORTAGOMMA 12 - G3/8	2
7	DW3003130	GUARNIZIONE OR 123 NBR	2

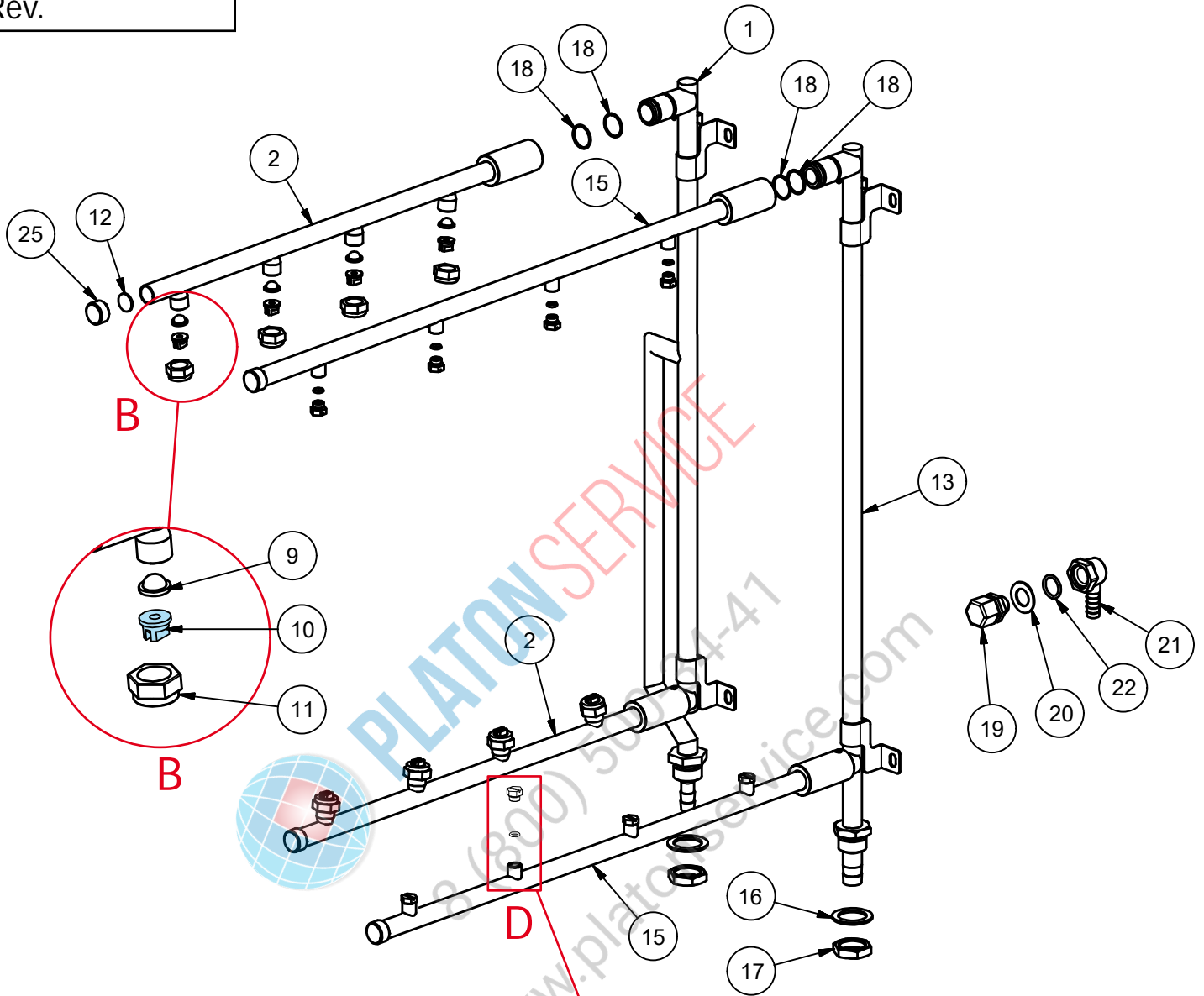


**PLATON SERVICE**

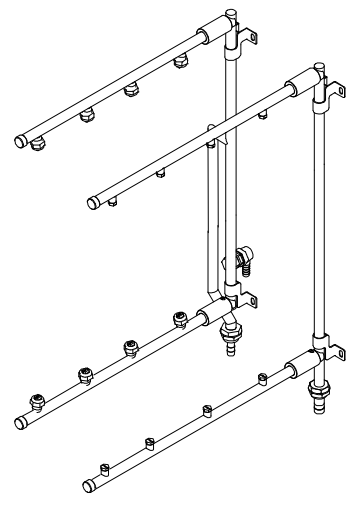
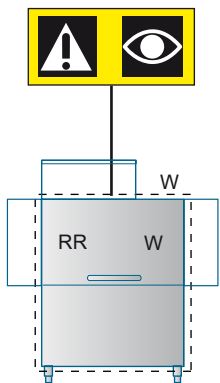
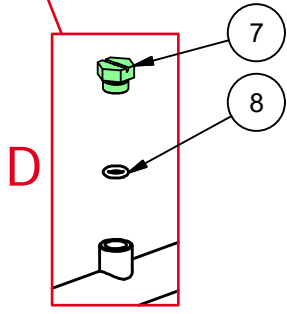
8 (800) 500-34-41

[www.platonservice.com](http://www.platonservice.com)

DWG-51164  
Rev.



ITEM / ID	(IT)	(EN)	(FR)
SG	PARASPRUZZI	SPLASH ZONE	SAS
AS	PREL.AUTOMATICO	PRE-WASH SHOWER	PRELAVAGE AUT.+TIROR
PW	PRELAVAGGIO	PRE-WASH	PRÉLAVAGE
W2	2°LAVAGGIO	SECOND WASH	2°LAVAGE
W1	1°LAVAGGIO	FIRST WASH	1°LAVAGE
RR	DOPPIO RISCIAQ.	DOUBLE RINSE	DOUBLE RINÇAGE
CP	PANNELLO COM.	CONTROL PANELL	PANNEAU DE CONTRÔLE
D	ASCIUGATURA	DRYER	SECHAGE







ITEM / ID	CODICE / P-code	DESCRIZIONE (IT)	Q.TA'/Q.TY
1	DW3071058	ASSIEME RAMPA RISCIAQUO	1
2	DW3071059	ASSIEME BRACCIO RISCIAQUO	2
7	DW2200120	UGELLO PRE-RISCIAQUO 1/8 G	8
8	DW13002	GUARNIZIONE OR R6 NBR	8
9	DW2200117	FILTRO	8
10	NC	UGELLO DI RISCIAQUO A LAMA	8
11	DW2200116	DADO 3/8 F INOX	8
12	DW2002051	GUARNIZIONE EPDM TAPPO RISC. D.17,5X1,5	4
13	DW3071057	ASSIEME RAMPA PRERISCIAQUO	1
14	DW3071060	ASSIEME BRACCIO PRERISCIAQUO INFERIORE	1
15	DW3071060	ASSIEME BRACCIO PRERISCIAQUO SUPERIORE	1
16	DW13326	GUARNIZIONE D.38X27X2	2
17	DW2200103	DADO 3/4 ES.32X8 OTTONE PER TRAINO	2
18	DW13025	GUARNIZIONE OR 2081	8
19	DW3003128	GOMITO DI CARICO G3/8	1
20	DW3009387	RONDELLA GOMITO CARICO	2
21	DW3003129	GOMITO PORTAGOMMA 12 - G3/8	2
22	DW3003130	GUARNIZIONE OR 123 NBR	2
25	DW2002054	TAPPO M18X1 D21X9	4

10	DW2200121	UGELLO DI RISCIAQUO A LAMA 0-15 110° INOX	---
10	DW2200113	UGELLO DI RISCIAQUO A LAMA 0-2 110° INOX	---
10	DW2200122	UGELLO DI RISCIAQUO A LAMA 0-3 110° INOX	---
10	DW2200229	UGELLO DI RISCIAQUO A LAMA 0-4 1110° INOX	---



8 (800) 511147

www.platonservice.com



RAMPA DI LAVAGGIO

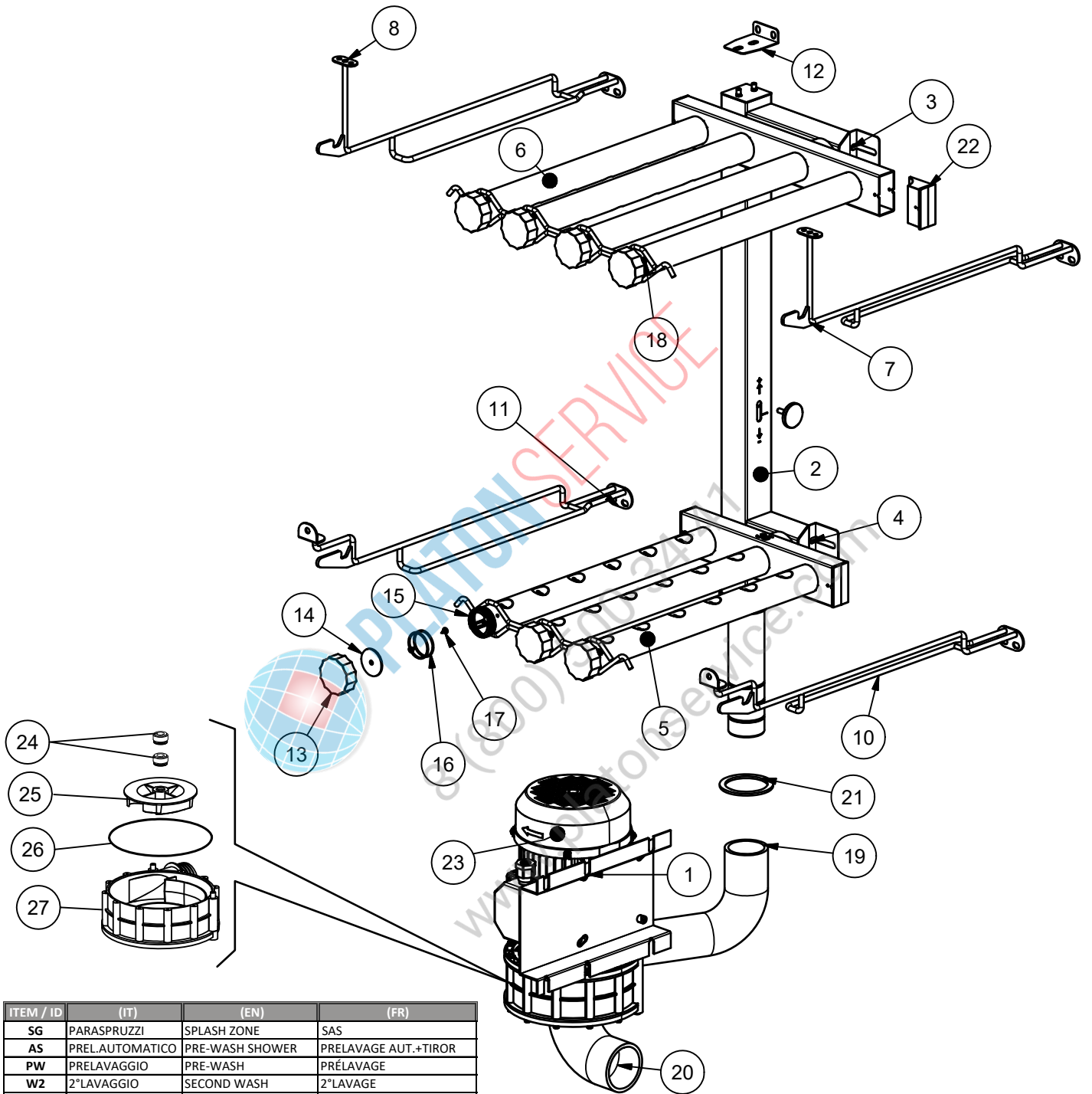


WASH RAMP

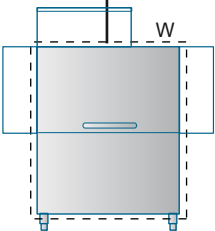


RAMPE DE LAVAGE

DWG-55039  
Rev.



ITEM / ID	(IT)	(EN)	(FR)
SG	PARASPRUZZI	SPLASH ZONE	SAS
AS	PREL.AUTOMATICO	PRE-WASH SHOWER	PRELAVAGE AUT.+TIROR
PW	PRELAVAGGIO	PRE-WASH	PRÉLAVAGE
W2	2°LAVAGGIO	SECOND WASH	2°LAVAGE
W1	1°LAVAGGIO	FIRST WASH	1°LAVAGE
RR	RISCIACQUO POT.	POWER RINSE	RINÇAGE PLUS
CP	PANNELLO COM.	CONTROL PANELL	PANNEAU DE CONTRÔLE
D	ASCIUGATURA	DRYER	SECHAGE





ITEM / ID	CODICE / P-code	DESCRIZIONE (IT)	Q.TA'/Q.TY
1	DW3009148	SUPPORTO POMPA LAVAGGIO	1
2	DW3071050	RAMPA LAVAGGIO	1
3	DW3071047	INNESTO LATERALE RASTRELLIERA DA 5 (5+3)	1
4	DW3071043	INNESTO LATERALE RASTRELLIERA DA 3 (3+2 / 5+3)	1
5	DW3071035	RASTRELLIERA DA 3 DX (5+3)	1
5	DW3071036	RASTRELLIERA DA 3 SX (5+3)	1
6	DW3071037	RASTRELLIERA DA 5 (5+3)	1
7	DW3071024	GUIDA SUPERIORE DX PER RASTRELLIERE	1
8	DW3071025	GUIDA SUPERIORE SX PER RASTRELLIERE	1
22	DW3071027	TAPPO RETTANGOLARE PER RAMPA	4
10	DW3071022	GUIDA INFERIORE DX PER RASTRELLIERE	1
11	DW30711023	GUIDA INFERIORE SX PER RASTRELLIERE	1
12	DW3070247	STAFFA FISSAGGIO RAMPE	1
13	DW80304	TAPPO PER UGELLO TERMINALE GRIGIO	1
14	DW80305	GUARNIZIONE PER TAPPO	1
15	DW3071026	GHIERA PER TAPPO RAMPA	1
16	DW3071117	GUARNIZIONE OR 02137	2
17	DW11004	VITE4x10 SPAX	4
18	ND	TAPPO + GHIERA	7
19	DW3004025	MANICOTTO A "L" MANDATA 50/50	1
20	DW302020	MANICOTTO A GOMITO EPDM D.60	1
21	DW10200173/A	GUARNIZIONE 75X58X3	1
22	DW3071027	TAPPO RETTANGOLARE PER RAMPA	4
23	DW88106	POMPA HP2.7 220/380-400V 50HZ (1205)	1
23	DW88106/E	POMPA HP2.7 240-415V 50HZ (1205)	1
23	DW88106/D	POMPA HP2.7 440V 3F 60HZ (1205)	1
23	DW88106/F	POMPA HP2.7 208V 3F 60HZ (1205)	1
24	DW15080	TENUTE ROTANTI	1
25	DW88222	GIRANTE POMPA HP 2,7 HP (F1205)	1
25	DW88224	GIRANTE POMPA HP 2,7 HP 240 - 415V (F1205)	1
26	DW10200290	GUARNIZIONE OR-1225	1
27	DW88220	CHIOCCIOLA POMPA	1



RAMPA DI LAVAGGIO

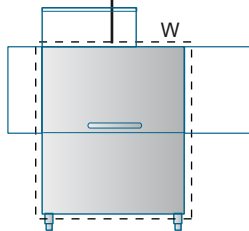
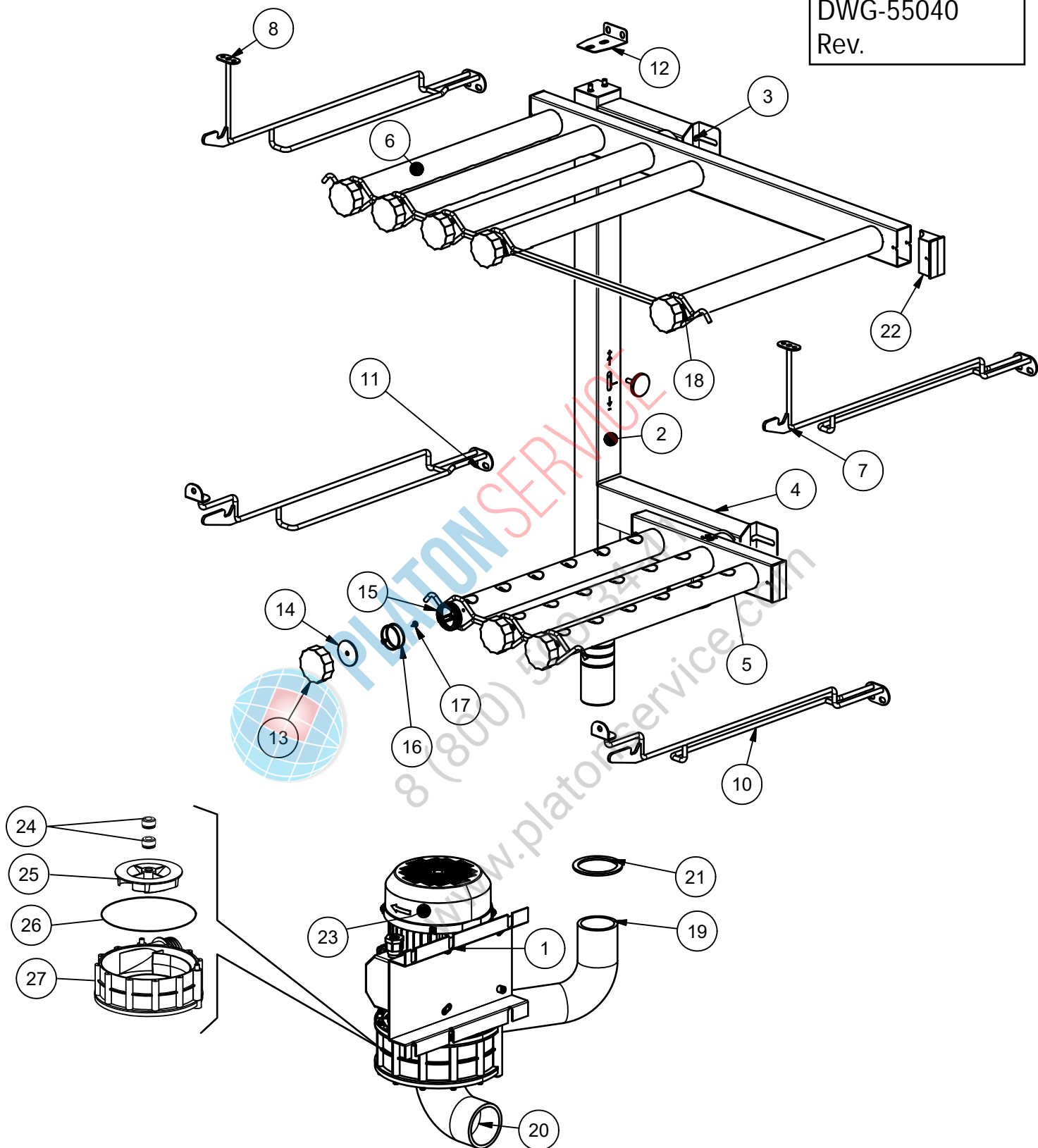


WASH RAMP



RAMPE DE LAVAGE

DWG-55040  
Rev.



ITEM / ID	(IT)	(EN)	(FR)
SG	PARASPRUZZI	SPLASH ZONE	SAS
AS	PREL.AUTOMATICO	PRE-WASH SHOWER	PRÉLAVAGE AUT.+TIROR
PW	PRELAVAGGIO	PRE-WASH	PRÉLAVAGE
W2	2°LAVAGGIO	SECOND WASH	2°LAVAGE
W1	1°LAVAGGIO	FIRST WASH	1°LAVAGE
RR	RISCIACQUO POT.	POWER RINSE	RINÇAGE PLUS
CP	PANNELLO COM.	CONTROL PANELL	PANNEAU DE CONTRÔLE
D	ASCIUGATURA	DRYER	SECHAGE



ITEM / ID	CODICE / P-code	DESCRIZIONE (IT)	Q.TA'/Q.TY
1	DW3009148	SUPPORTO POMPA LAVAGGIO	1
2	DW3071050	RAMPA LAVAGGIO	1
3	DW3071047	INNESTO LATERALE RASTRELLIERA DA 5 (5+3)	1
4	DW3071043	INNESTO LATERALE RASTRELLIERA DA 3 (3+2 / 5+3)	1
5	DW3071035	RASTRELLIERA DA 3 DX (5+3)	1
5	DW3071036	RASTRELLIERA DA 3 SX (5+3)	1
6	DW3071037	RASTRELLIERA DA 5 (5+3)	1
7	DW3071024	GUIDA SUPERIORE DX PER RASTRELLIERE	1
8	DW3071025	GUIDA SUPERIORE SX PER RASTRELLIERE	1
22	DW3071027	TAPPO RETTANGOLARE PER RAMPA	4
10	DW3071022	GUIDA INFERIORE DX PER RASTRELLIERE	1
11	DW30711023	GUIDA INFERIORE SX PER RASTRELLIERE	1
12	DW3070247	STAFFA FISSAGGIO RAMPE	1
13	DW80304	TAPPO PER UGELLO TERMINALE GRIGIO	1
14	DW80305	GUARNIZIONE PER TAPPO	1
15	DW3071026	GHIERA PER TAPPO RAMPA	1
16	DW3071117	GUARNIZIONE OR 02137	2
17	DW11004	VITE4x10 SPAX	4
18	ND	TAPPO + GHIERA	7
19	DW3004025	MANICOTTO A "L" MANDATA 50/50	1
20	DW302020	MANICOTTO A GOMITO EPDM D.60	1
21	DW10200173/A	GUARNIZIONE 75X58X3	1
22	DW3071027	TAPPO RETTANGOLARE PER RAMPA	4
23	DW88106	POMPA HP2.7 220/380-400V 50HZ (1205)	1
23	DW88106/E	POMPA HP2.7 240-415V 50HZ (1205)	1
23	DW88106/D	POMPA HP2.7 440V 3F 60HZ (1205)	1
23	DW88106/F	POMPA HP2.7 208V 3F 60HZ (1205)	1
24	DW15080	TENUTE ROTANTI	1
25	DW88222	GIRANTE POMPA HP 2,7 HP (F1205)	1
25	DW88224	GIRANTE POMPA HP 2,7 HP 240 - 415V (F1205)	1
26	DW10200290	GUARNIZIONE OR-1225	1
27	DW88220	CHIOCCIOLA POMPA	1





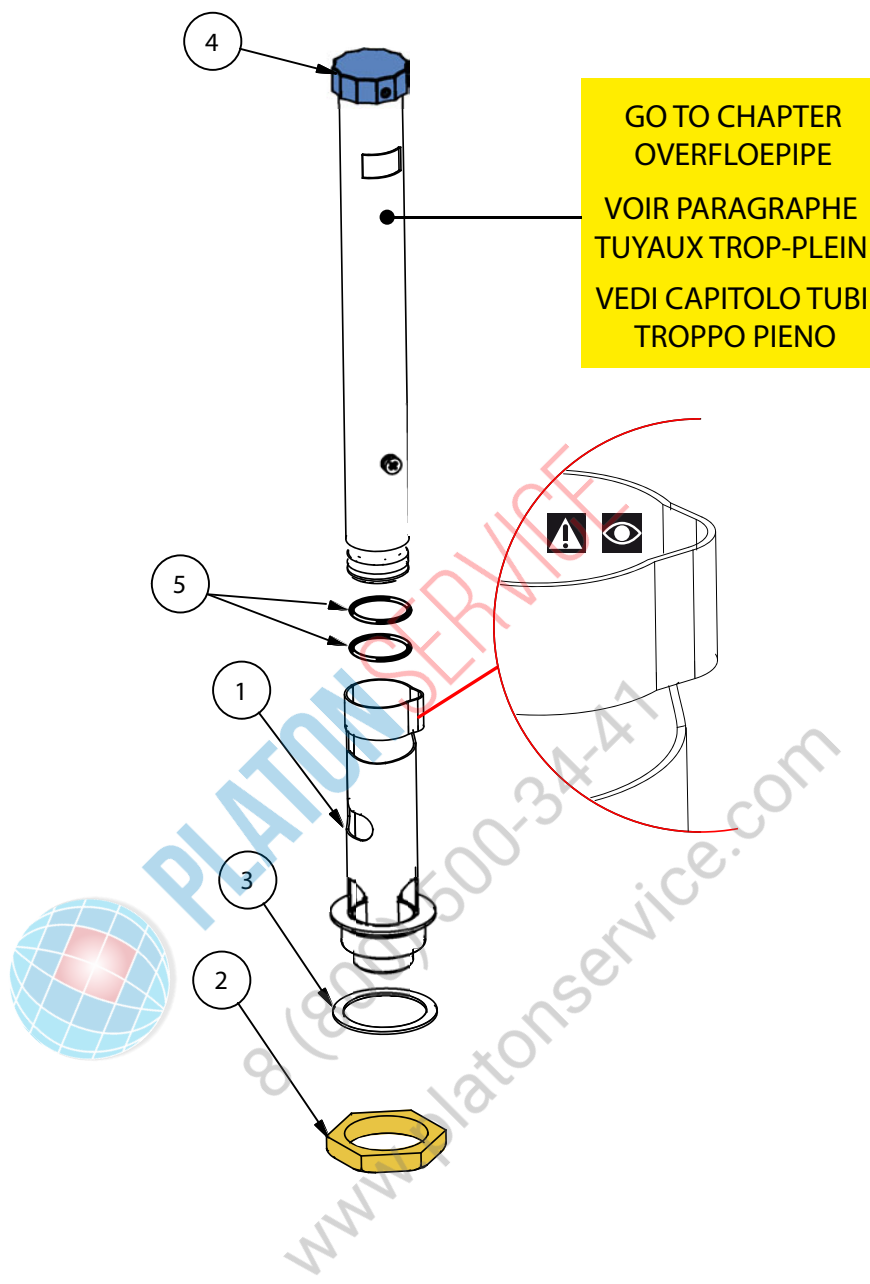
ASSIEME TROPPO PIENO



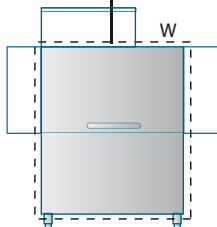
OVER FLOW PIPE



ENSEMBLE TROP PLEIN



ITEM / ID	(IT)	(EN)	(FR)
SG	PARASPRUZZI	SPLASH ZONE	SAS
AS	PREL.AUTOMATICO	PRE-WASH SHOWER	PRELAVAGE AUT.+TIROR
PW	PRELAVAGGIO	PRE-WASH	PRÉLAVAGE
W2	2°LAVAGGIO	SECOND WASH	2°LAVAGE
W1	1°LAVAGGIO	FIRST WASH	1°LAVAGE
RR	RISCIACQUO POT.	POWER RINSE	RINÇAGE PLUS
CP	PANNELLO COM.	CONTROL PANELL	PANNEAU DE CONTRÔLE
D	ASCIUGATURA	DRYER	SECHAGE





ITEM / ID	CODICE / P-code	DESCRIZIONE (IT)	Q.TA'/Q.TY
1	DW30	.....	.....1
2	DW10600012	DADO BASSO	1
3	DW10200173	GUARNIZIONE 75X58X2	1
4	DW80304	TAPPO	1
5	DW13019	GUARNIZIONE OR 140 NBR	2
.....			

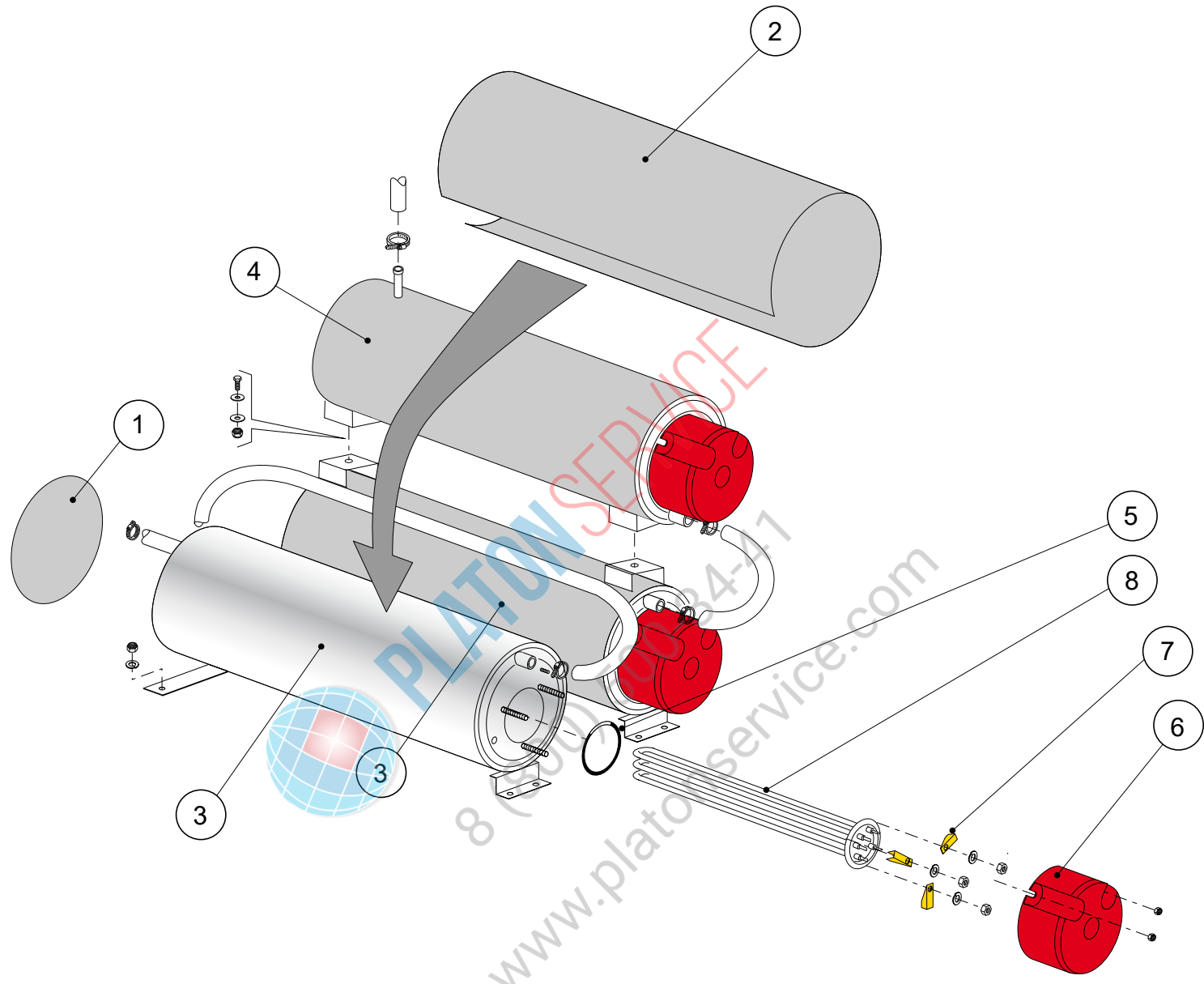


**PLATON SERVICE**

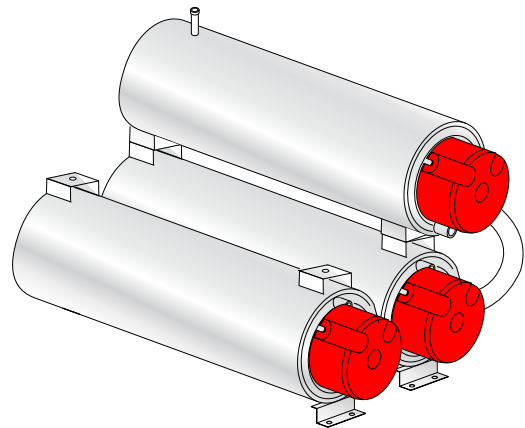
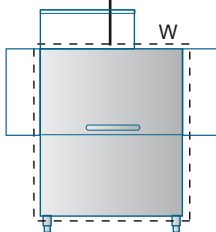
8 (800) 500-34-41

[www.platonservice.com](http://www.platonservice.com)

DWG-55xxx  
Rev.



ITEM / ID	(IT)	(EN)	(FR)
SG	PARASPRUZZI	SPLASH ZONE	SAS
AS	PREL.AUTOMATICO	PRE-WASH SHOWER	PRELAVAGE AUT.+TIROR
PW	PRELAVAGGIO	PRE-WASH	PRÉLAVAGE
W2	2°LAVAGGIO	SECOND WASH	2°LAVAGE
W1	1°LAVAGGIO	FIRST WASH	1°LAVAGE
RR	RISCIACQUO POT.	POWER RINSE	RINÇAGE PLUS
CP	PANNELLO COM.	CONTROL PANELL	PANNEAU DE CONTRÔLE
D	ASCIUGATURA	DRYER	SECHAGE





ITEM / ID	CODICE / P-code	DESCRIZIONE (IT)	Q.TA'/Q.TY
1	DW75205	ISOLAMENTO FONDO BOILER	2
2	DW30002030	ISOLAMENTO BOILER	2
3	DW3007012	BOILER INFERIORE	1
4	DW3007013	BOILER SUPERIORE	1
5	DW13015	O-RING 160 (6225)	1
6	DW75311	CUFFIOTTO PER RESISTENZA	2
7	DW16045	STAFFA FISSAGGIO REISTENZE Ø6.3	1
8	DW30001013	RESISTENZA DA 4,5 kW	1
8	DW30001010	RESISTENZA DA 6 kW	1
8	DW30001011	RESISTENZA DA 9 kW	1
8	DW30001011/A	RESISTENZA DA 12 kW	1
8	DW30001011/B	RESISTENZA DA 14 kW	1



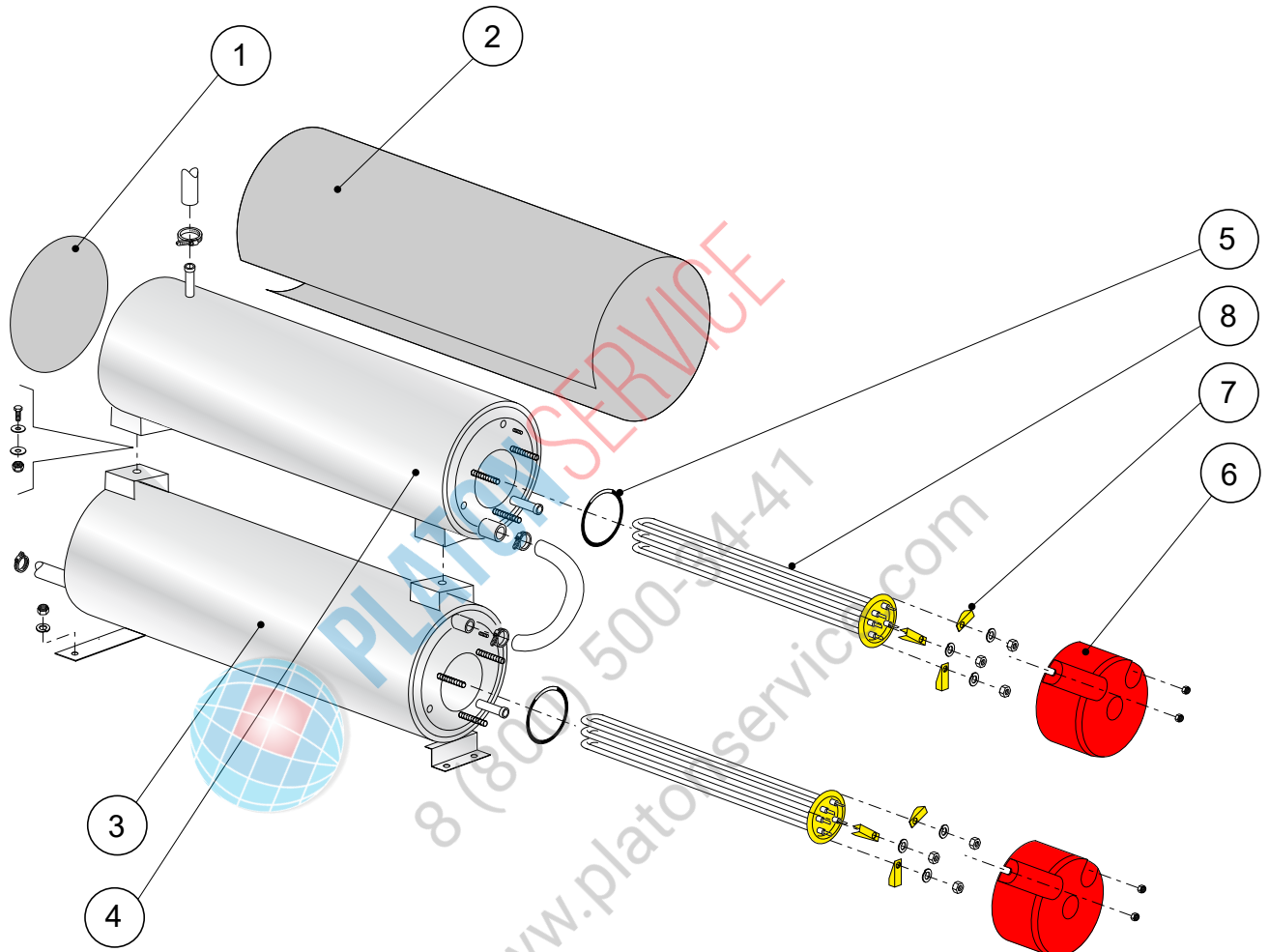
PLATON SERVICE

8 (800) 500-34-47

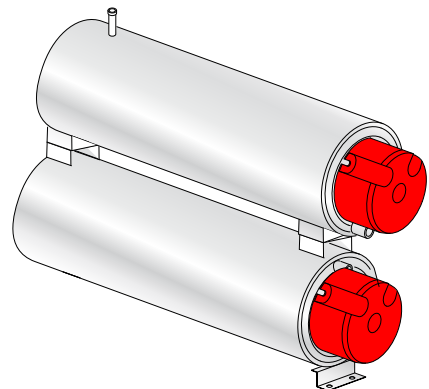
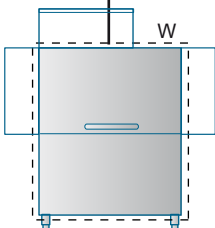
[www.platonservice.com](http://www.platonservice.com)



DWG-55xxx  
Rev.



ITEM / ID	(IT)	(EN)	(FR)
SG	PARASPRUZZI	SPLASH ZONE	SAS
AS	PREL.AUTOMATICO	PRE-WASH SHOWER	PRELAVAGE AUT.+TIROR
PW	PRELAVAGGIO	PRE-WASH	PRÉLAVAGE
W2	2°LAVAGGIO	SECOND WASH	2°LAVAGE
W1	1°LAVAGGIO	FIRST WASH	1°LAVAGE
RR	RISCIACQUO POT.	POWER RINSE	RINÇAGE PLUS
CP	PANNELLO COM.	CONTROL PANELL	PANNEAU DE CONTRÔLE
D	ASCIUGATURA	DRYER	SECHAGE





ITEM / ID	CODICE / P-code	DESCRIZIONE (IT)	Q.TA'/Q.TY
1	DW75205	ISOLAMENTO FONDO BOILER	2
2	DW30002030	ISOLAMENTO BOILER	2
3	DW3007012	BOILER INFERIORE	1
4	DW3007013	BOILER SUPERIORE	1
5	DW13015	O-RING 160 (6225)	1
6	DW75311	CUFFIOTTO PER RESISTENZA	2
7	DW16045	STAFFA FISSAGGIO REISTENZE Ø6.3	1
8	DW30001013	RESISTENZA DA 4,5 kW	1
8	DW30001010	RESISTENZA DA 6 kW	1
8	DW30001011	RESISTENZA DA 9 kW	1
8	DW30001011/A	RESISTENZA DA 12 kW	1
8	DW30001011/B	RESISTENZA DA 14 kW	1



PLATON SERVICE

8 (800) 500-34-47

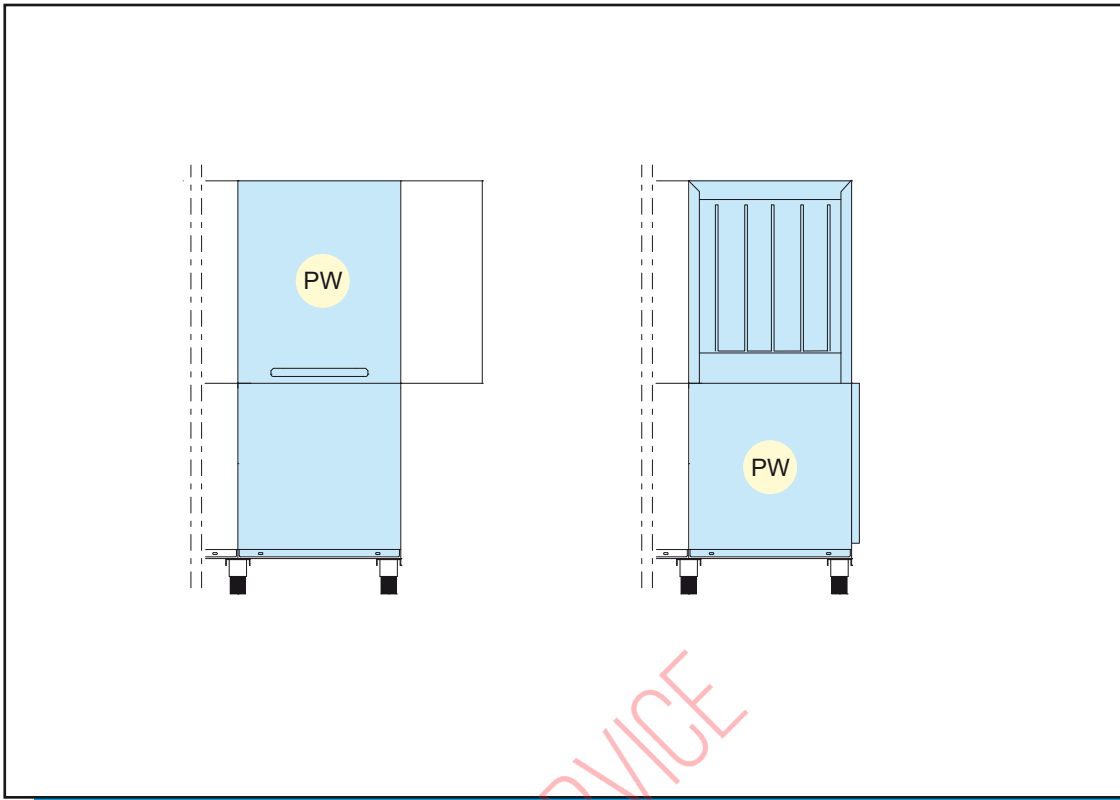
www.platonservice.com



**PLATON**SERVICE

8 (800) 500-34-47

[www.platonservice.com](http://www.platonservice.com)



-  — **MODULO DI PRELAVAGGIO**
-  — **PREWASH ZONE**
-  — **PRELAVAGE**

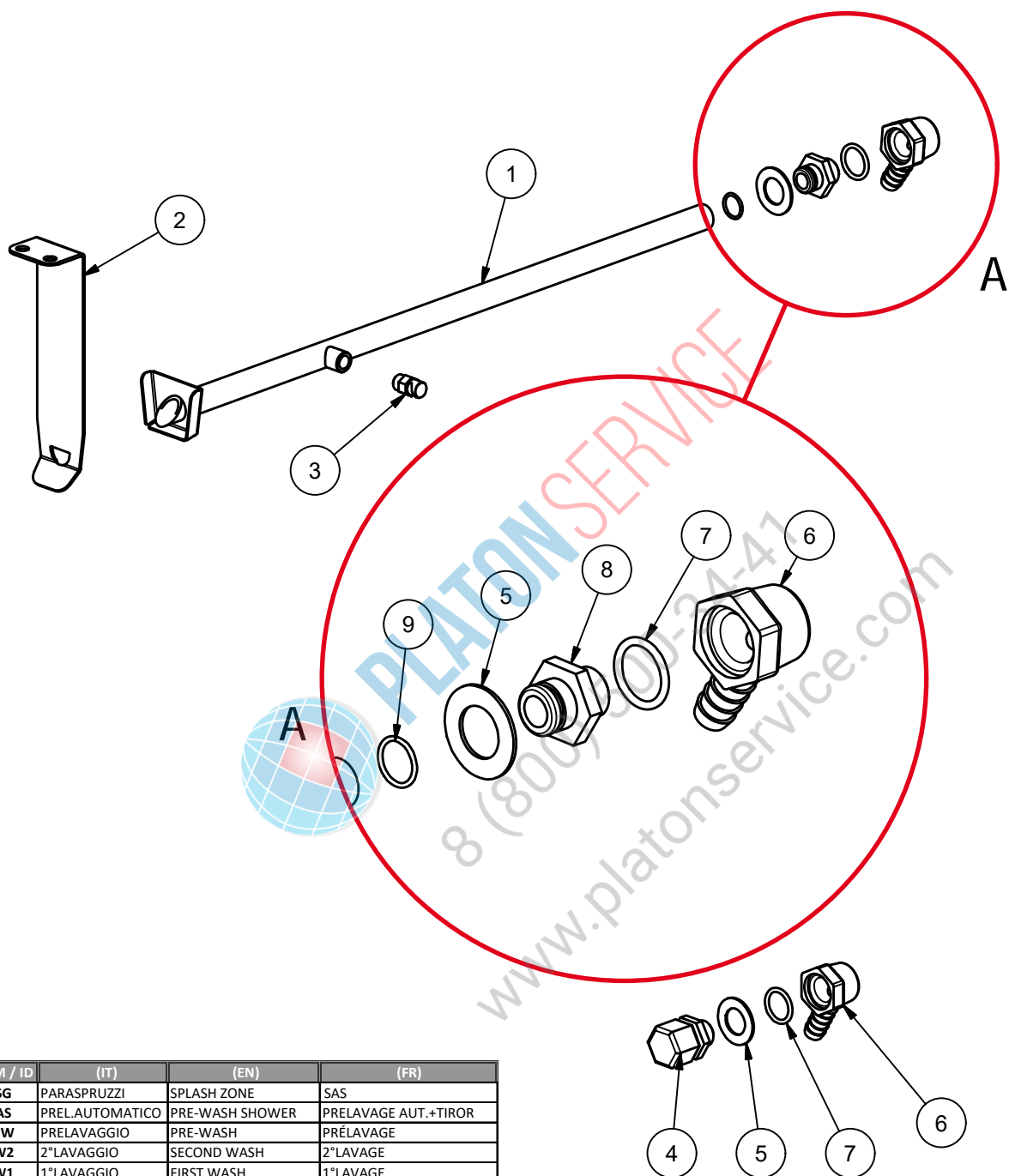


PLATON SERVICE  
8 (800) 504 341  
www.platonservice.com

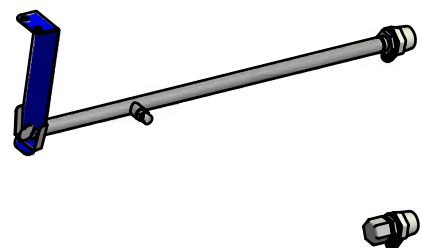
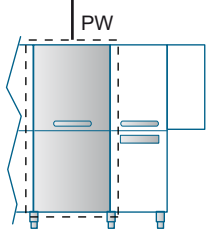




DWG-51178  
Rev.



ITEM / ID	(IT)	(EN)	(FR)
SG	PARASPRUZZI	SPLASH ZONE	SAS
AS	PREL.AUTOMATICO	PRE-WASH SHOWER	PRELAVAGE AUT.+TIROR
PW	PRELAVAGGIO	PRE-WASH	PRÉLAVAGE
W2	2°LAVAGGIO	SECOND WASH	2°LAVAGE
W1	1°LAVAGGIO	FIRST WASH	1°LAVAGE
RR	RISCIACQUO POT.	POWER RINSE	RINÇAGE PLUS
CP	PANNELLO COM.	CONTROL PANELL	PANNEAU DE CONTRÔLE
D	ASCIUGATURA	DRYER	SECHAGE





ITEM / ID	CODICE / P-code	DESCRIZIONE (IT)	Q.TA'/Q.TY
1	DW3071063	ASSIEME BRACCIO DI AMMOLLO	1
2	DW3071066	STAFFA DI AGGANCIO	1
3	DW3071093	UGELLO AMMOLLO	1
3	DW3071094	UGELLO AMMOLLO	1
4	DW3003128	GOMITO DI CARICO G3/8	1
5	DW3009387	RONDELLA GOMITO CARICO	2
6	DW3003129	GOMITO PORTAGOMMA 12 - G3/8	2
7	DW3003130	GUARNIZIONE OR 123 NBR	2
8	DW3003134	INNESTO G3/8-DIAM.14	1
9	DW3003135	OR PER CARICO VASCA	1



**PLATON SERVICE**

8 (800) 500-34-41

[www.platonservice.com](http://www.platonservice.com)



ECONOMIZZATORE



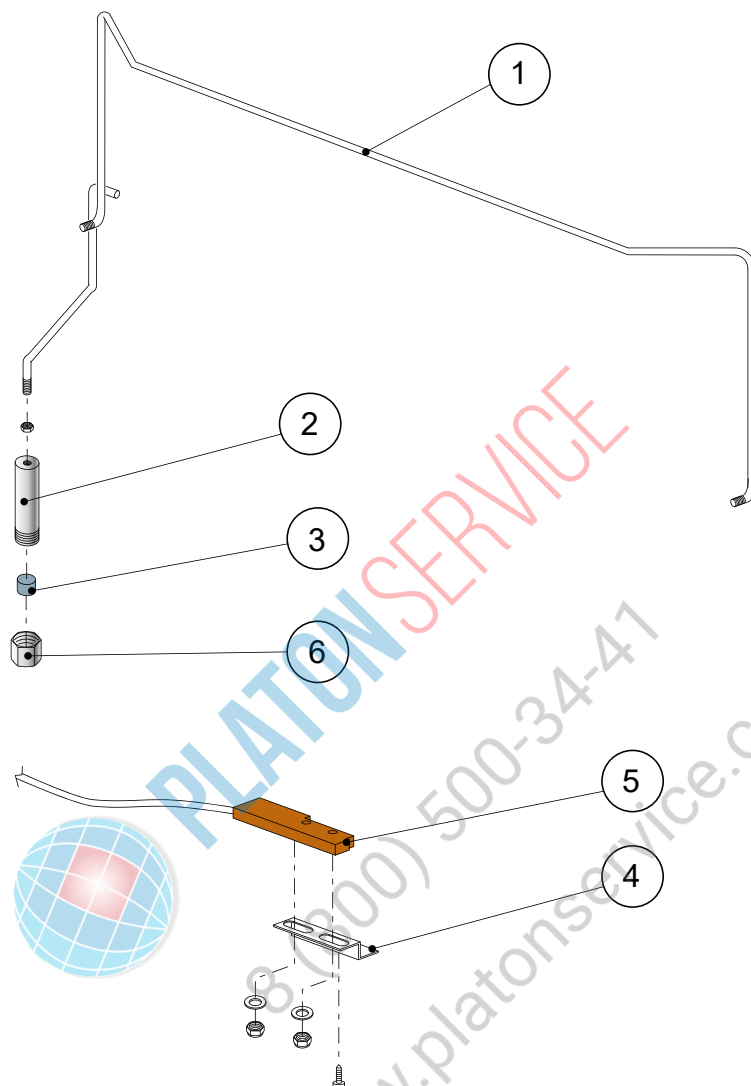
ECONOMIZER




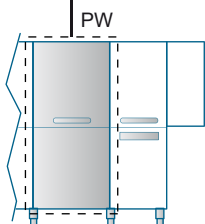
ECONOMISEUR

DWG-51178

Rev.



ITEM / ID	(IT)	(EN)	(FR)
SG	PARASPRUZZI	SPLASH ZONE	SAS
AS	PREL.AUTOMATICO	PRE-WASH SHOWER	PRELAVAGE AUT.+TIROR
PW	PRELAVAGGIO	PRE-WASH	PRÉLAVAGE
W2	2°LAVAGGIO	SECOND WASH	2°LAVAGE
W1	1°LAVAGGIO	FIRST WASH	1°LAVAGE
RR	RISCIACQUO POT.	POWER RINSE	RINÇAGE PLUS
CP	PANNELLO COM.	CONTROL PANELL	PANNEAU DE CONTRÔLE
D	ASCIUGATURA	DRYER	SECHAGE





ITEM / ID	CODICE / P-code	DESCRIZIONE (IT)	Q.TA'/Q.TY
1	DW3071012	ECONOMIZZATORE DX (mod.600)	1
1	DW3071013	ECONOMIZZATORE SX (mod.600)	1
2	DW3003058	PORTA MAGNETE	1
3	DW3003113	MAGNETE	1
4	DW3009112	SUPPORTO REED ECONOMIZZATORE	1
5	DW3003112	REED ECONOMIZZATORE	1
6	DW3004184	TAPPO	1

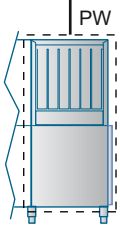
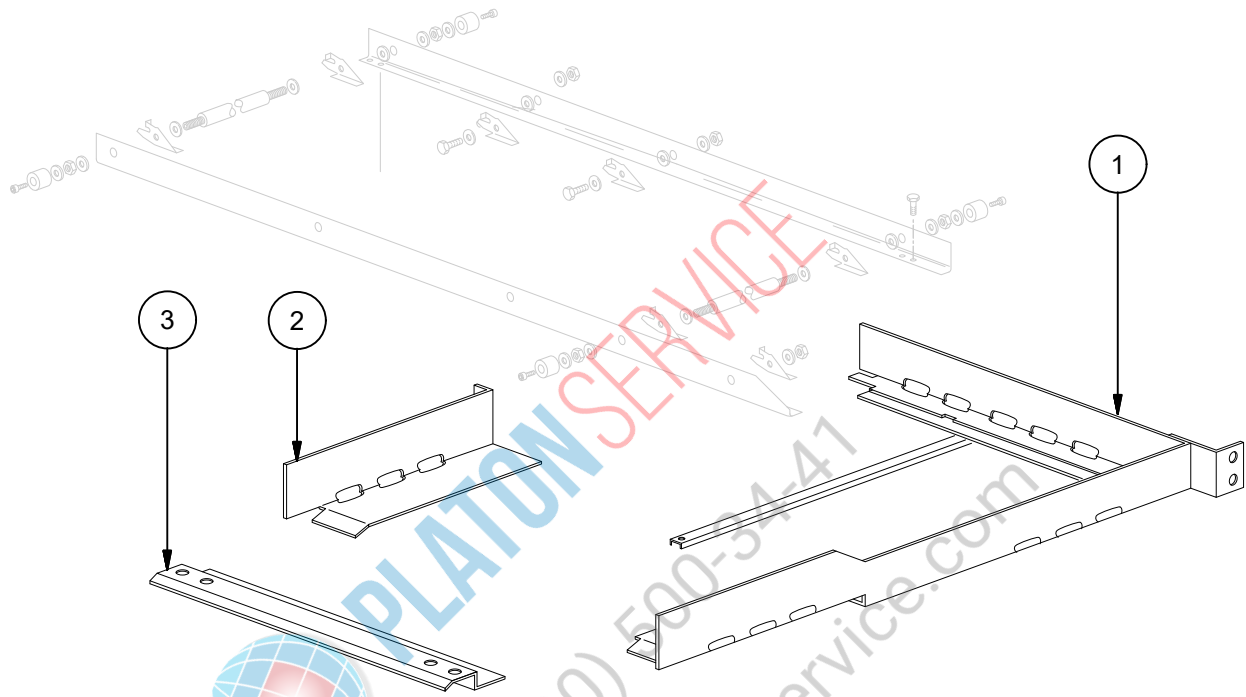


**PLATON SERVICE**

8 (800) 500-34-41

[www.platonservice.com](http://www.platonservice.com)

DWG-51178  
Rev.





ITEM / ID	CODICE / P-code	DESCRIZIONE (IT)	Q.TA'/Q.TY
1	DW3070016	GUIDACESTO SINISTRO (SX)	1
1	DW3070015	GUIDACESTO DESTRO (DX)	1
2	DW3009298	GUIDA DESTRA (DX)	1
2	DW3009446	GUIDA SINISTRA (SX)	1
3	DW3009271	TRAVERSO DESTRO (DX)	1
3	DW3009872	TRAVERSO SINISTRO (SX)	1

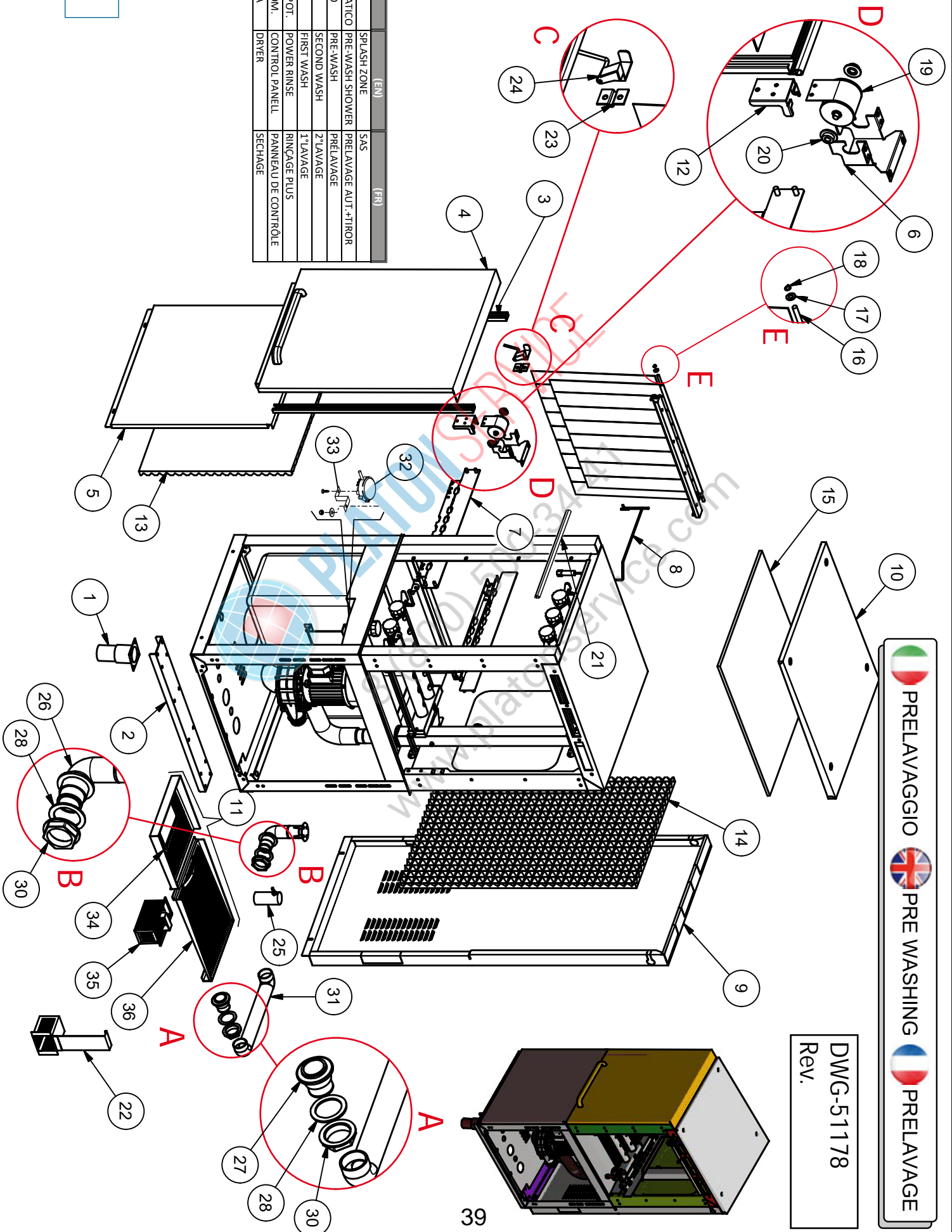
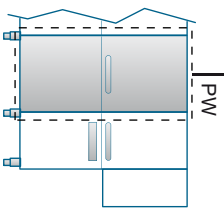


**PLATON SERVICE**

8 (800) 500-34-41

[www.platonservice.com](http://www.platonservice.com)

ITEM / ID	(IT)	(EN)	(FR)
SG	PARASPRUZZI	SPLASH ZONE	SAS
AS	PREL. AUTOMATICO	PRE-WASH SHOWER	PRELAVAGE AUT.+TIROIR
PW	PRELAVAGGIO	PRE-WASH	PRELAVAGE
W2	2° LAVAGGIO	SECOND WASH	2° LAVAGE
W1	1° LAVAGGIO	FIRST WASH	1° LAVAGE
CP	RISCIACUOLO POT.	POWER RINSE	RINÇAGE PLUS
RR	PANNELLO COM.	CONTROL PANEL	PANNEAU DE CONTRÔLE
D	ASCIUGATURA	DRYER	SECHAGE

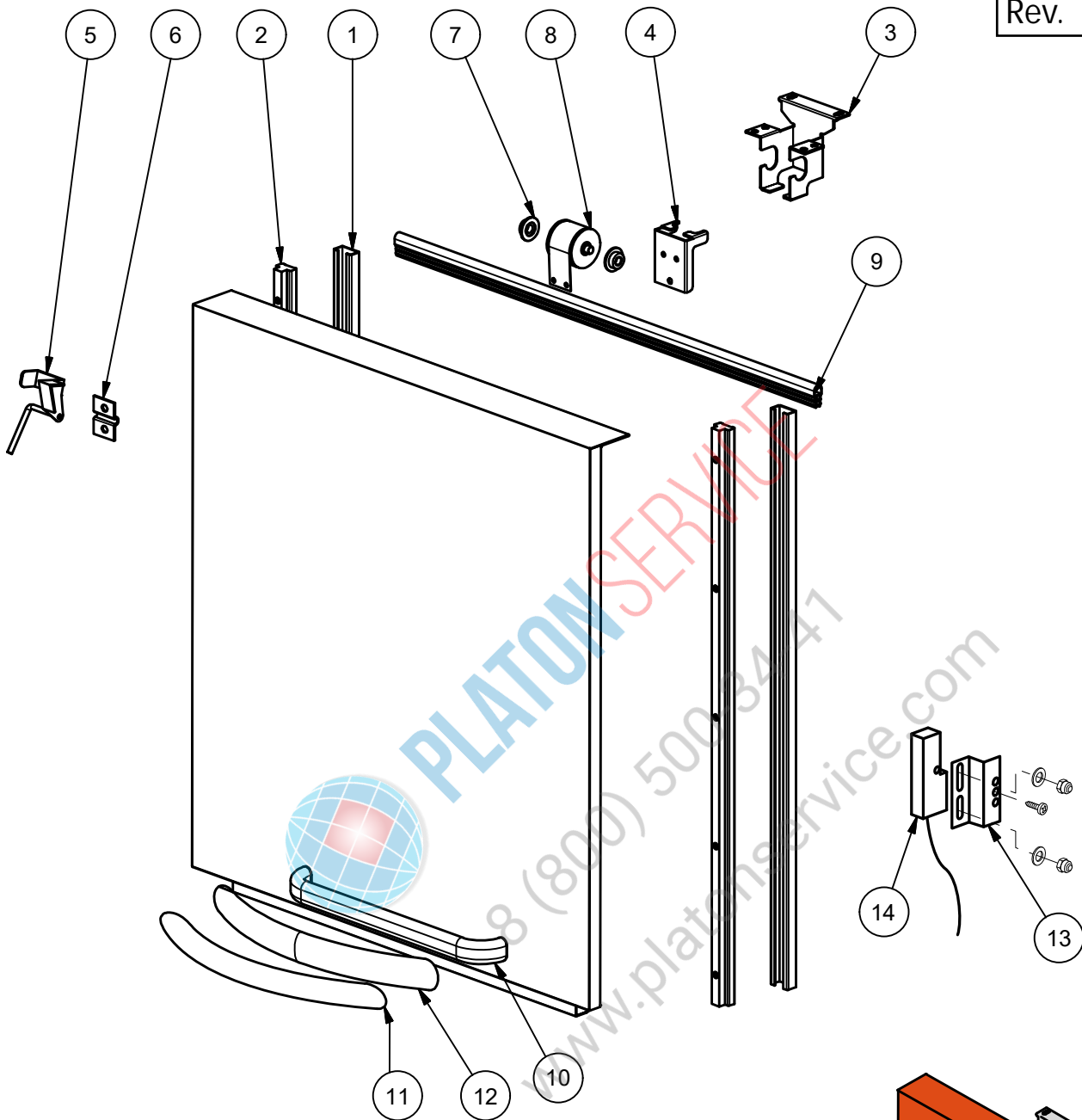





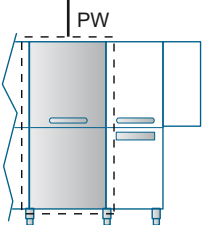
ITEM / ID	CODICE / P-code	DESCRIZIONE (IT)	Q.TA'/Q.TY
1	DW80116	PIEDINO 2" REG. 112-215 A304	2
2	DW3070178	RINFORZO PER SEMITELAIO	1
3	DW3009033	PIEGATO GUIDA PATTINO	2
4	DW3070030	ASSIEME PORTA 600	1
5	DW3070192	SOTTOPORTA 600	1
6	DW3070198	SUPPORTO MOLLA L50	1
7	DW3070014	ASSIEME GUIDA CESTO 600	2
8	DW3071013	ECONOMIZZATORE (DX)	1
8	DW3071012	ECONOMIZZATORE (SX)	1
9	DW3070202	TAMPONAMENTO POSTERIORE 600	1
10	ND	TETTO COIBENTATO 600	1
11	DW3070009	ASSIEME FILTRO PRELAVAGGIO	1
12	DW3070134	FERMO PORTA	1
13	ND	COIBENTANTE SOTTOPORTA 600	1
14	ND	COIBENTANTE TAMPONAMENTO 600	1
15	ND	COIBENTANTE TETTO INCLINATO 600	1
16	DW3004052	ASSE TENDINA INTERNA	1
17	DW11185	RONDELLA 8X16 PIANA INOX DIN125	2
18	DW11815	SEEGER DIAM.8 INOX UNI7435	2
19	DW3071120	MOLLA PER PORTA MOD 600/1300 RX	1
20	DW3004012	SPALLA SUPPORTO MOLLA PORTA	2
21	DW3071114	GUARNIZIONE PORTA	1
22	DW3019071	FILTRO ASPIRAZIONE POMPA	1
23	DW3000314	STAFFA SICUREZZA PORTA	1
24	DW3000315	GANCIO SICUREZZA PORTA	1
25	DW80106	GABBIA D'ARIA INOX	1
26	DW392062	ASSIEME CURVA TRAVASO IN PLASTICA	1
27	DW392061	TRAVASO ORIZZONTALE	1
28	DW392060	GUARNIZIONE PIANA 65x47x3 NBR	2
30	DW392059	CONTRODADO 1" 1/2 PLAST	2
31	DW3003131	MANICOTTO DI COLLEGAMENTO	1
32	DW88110	PRESSOSTATO (250-40)	1
33	DW3009363	STAFFA SUPPORTO PRESSOSTATO	1
34	DW3070141/A	FILTRO ANTERIORE	1
35	DW3070007/A	FILTRO POSTERIORE	1
36	DW3070009/A	FILTRO A CESTELLO	1



DWG-51178  
Rev.



ITEM / ID	(IT)	(EN)	(FR)
SG	PARASPRUZZI	SPLASH ZONE	SAS
AS	PREL.AUTOMATICO	PRE-WASH SHOWER	PRELAVAGE AUT.+TIROR
PW	PRELAVAGGIO	PRE-WASH	PRÉLAVAGE
W2	2°LAVAGGIO	SECOND WASH	2°LAVAGE
W1	1°LAVAGGIO	FIRST WASH	1°LAVAGE
RR	RISCIACQUO POT.	POWER RINSE	RINÇAGE PLUS
CP	PANNELLO COM.	CONTROL PANELL	PANNEAU DE CONTRÔLE
D	ASCIUGATURA	DRYER	SECHAGE





ITEM / ID	CODICE / P-code	DESCRIZIONE (IT)	Q.TA'/Q.TY
1	DW3009033	GUIDA PATTINO	2
2	DW3070030	ASSIEME PORTA 600	1
3	DW3070197	SUPPORTO MOLLA L38	1
4	DW3070134	FERMO PORTA	1
5	DW3000315	GANCIO SICUREZZA PORTA	1
6	DW3000314	STAFFA SICUREZZA PORTA	1
7	DW3004012	SPALLA SUPPORTO MOLLA PORTA	2
8	DW3004011	MOLLA INOX X PORTA	1
9	DW3071114	GUARNIZIONE PORTA	1
10	DW22215	MANIGLIA INOX INTERASSE 340 H45	1
11	DW22261	MANIGLIA IN TUBO Ø30 INTERASSE 340	1
12	DW22260	MANIGLIA IN TUBO ELLITTICO 40x20 INTERASSE 340	1
13	DW3009112	SUPPORTO REED	1
14	DW3003112	REED SICUREZZA PORTA	1



PLATON SERVICE

8 (800) 500-34-47

www.platonservice.com



PRELAV. AD ANGOLO 90°



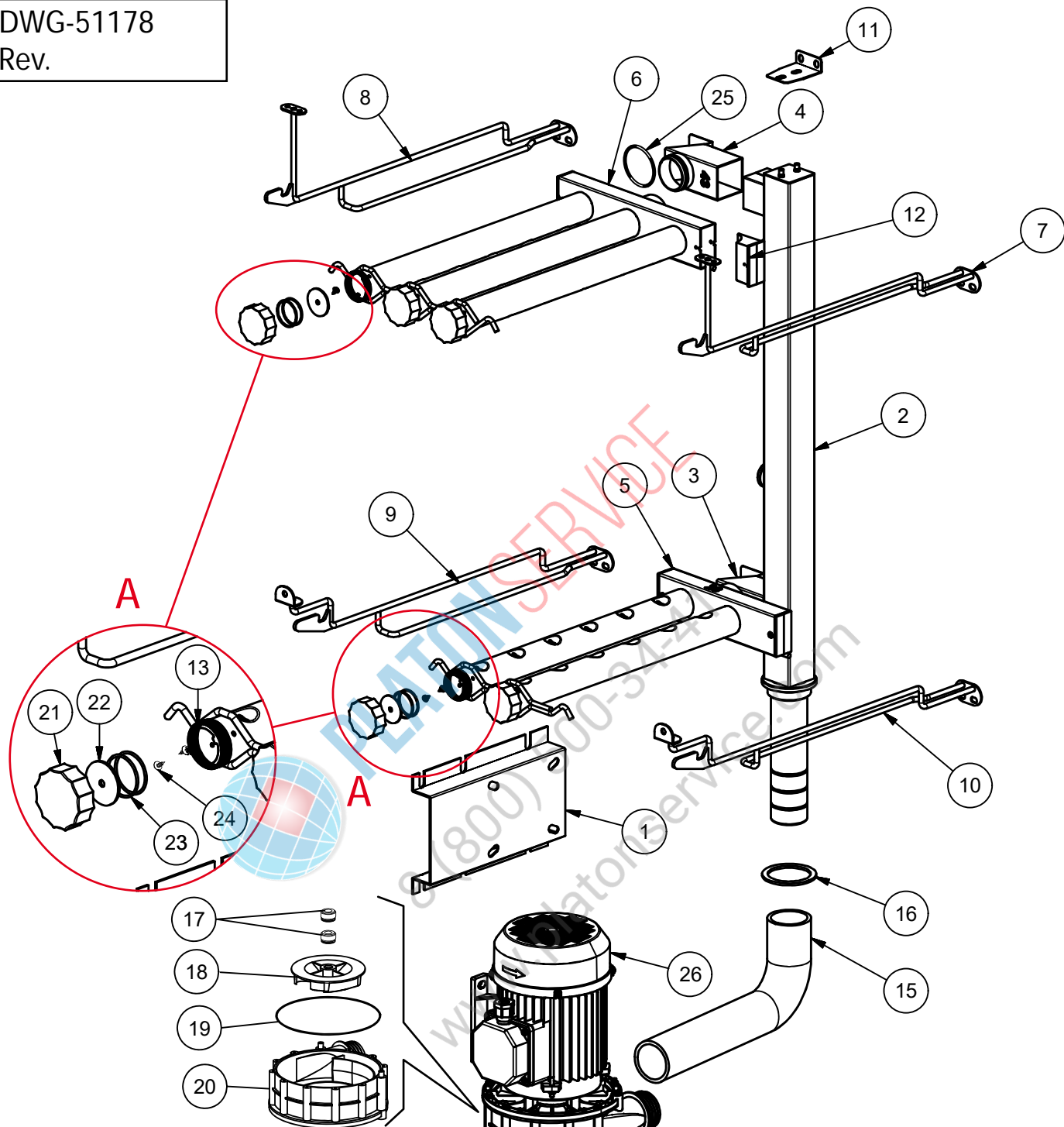
90°CORNER INLET(PW)



ENTRÉE EN ANGLE 90°

DWG-51178

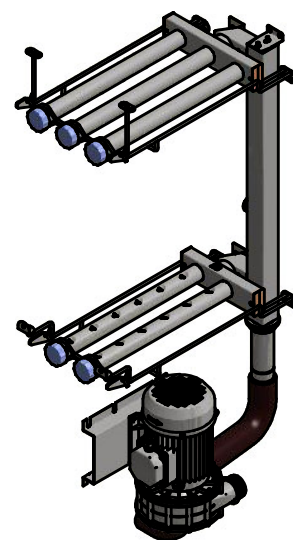
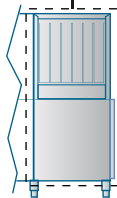
Rev.



ITEM / ID	(IT)	(EN)	(FR)
SG	PARASPRUZZI	SPLASH ZONE	SAS
AS	PREL.AUTOMATICO	PRE-WASH SHOWER	PRÉLAVAGE AUT.+TIROR
PW	PRELAVAGGIO	PRE-WASH	PRÉLAVAGE
W2	2°LAVAGGIO	SECOND WASH	2°LAVAGE
W1	1°LAVAGGIO	FIRST WASH	1°LAVAGE
RR	RISCIACQUO POT.	POWER RINSE	RINÇAGE PLUS
CP	PANNELLO COM.	CONTROL PANELL	PANNEAU DE CONTRÔLE
D	ASCIUGATURA	DRYER	SECHAGE



PW





ITEM / ID	CODICE / P-code	DESCRIZIONE (IT)	Q.TA'/Q.TY
1	DW3009148	SUPPORTO POMPA LAVAGGIO	1
2	DW3071050	RAMPA PRELAVAGGIO	1
3	DW3071048	INNESTO LATERALE RASTRELLIERA DA 2 (3+2 - 90°)	1
4	DW3071049	INNESTO LATERALE RASTREL DA 3 (3+2 - 90°)	1
5	DW3071028	RASTRELLIERA DA 2 DX	1
5	DW3071029	RASTRELLIERA DA 2 SX	1
6	DW3071040	RASTRELLIERA DA 3 DX (3+2)	1
6	DW3071041	RASTRELLIERA DA 3 SX (3+2)	1
7	DW3071024	GUIDA SUPERIORE DX PER RASTRELLIERE	1
8	DW3071025	GUIDA SUPERIORE SX PER RASTRELLIERE	1
9	DW3071023	GUIDA INFERIORE SX PER RASTRELLIERE	1
10	DW3071022	GUIDA INFERIORE DX PER RASTRELLIERE	1
11	DW3070247	STAFFA FISSAGGIO RAMPE	1
12	DW3071027	TAPPO RETTANGOLARE PER RAMPA	4
13	DW3071026	GHIERA PER TAPPO RAMPA	5
14	DW3002020	MANICOTTO A GOMITO EPDM D.60	1
15	DW3004025	MANICOTTO A "L" MANDATA 50/50	1
16	DW10200173/A	GUARNIZIONE 75X58X3	1
17	DW15080	TENUTE ROTANTI	1
18	DW3000085	GIRANTE POMPA HP 1,72 HP (0,9-kW)	1
19	DW10200290	GUARNIZIONE OR-1225	1
20	DW88220	CHIOCCIOLA POMPA	1
21	DW80304	TAPPO PER UGELLO TERMINALE GRIGIO	1
22	DW80305	GUARNIZIONE PER TAPPO TUBO GIRANTE	1
23	DW3071117	GUARNIZIONE OR 02137	2
24	DW11004	VITE4x10 SPAX	4
25	DW3071116	GUARNIZIONE OR 03181	4
26	DW3000082	POMPA HP1.2 (0,9-kW) 220/380V 50HZ	1
26	DW3000083	POMPA HP1.2 (0,9-kW) 220/380/415V 60HZ	1
26	DW3000086	POMPA HP1.2 (0,9-kW) 220/380V 50HZ (INOX)	1



RAMPA DI PRELAVAGGIO



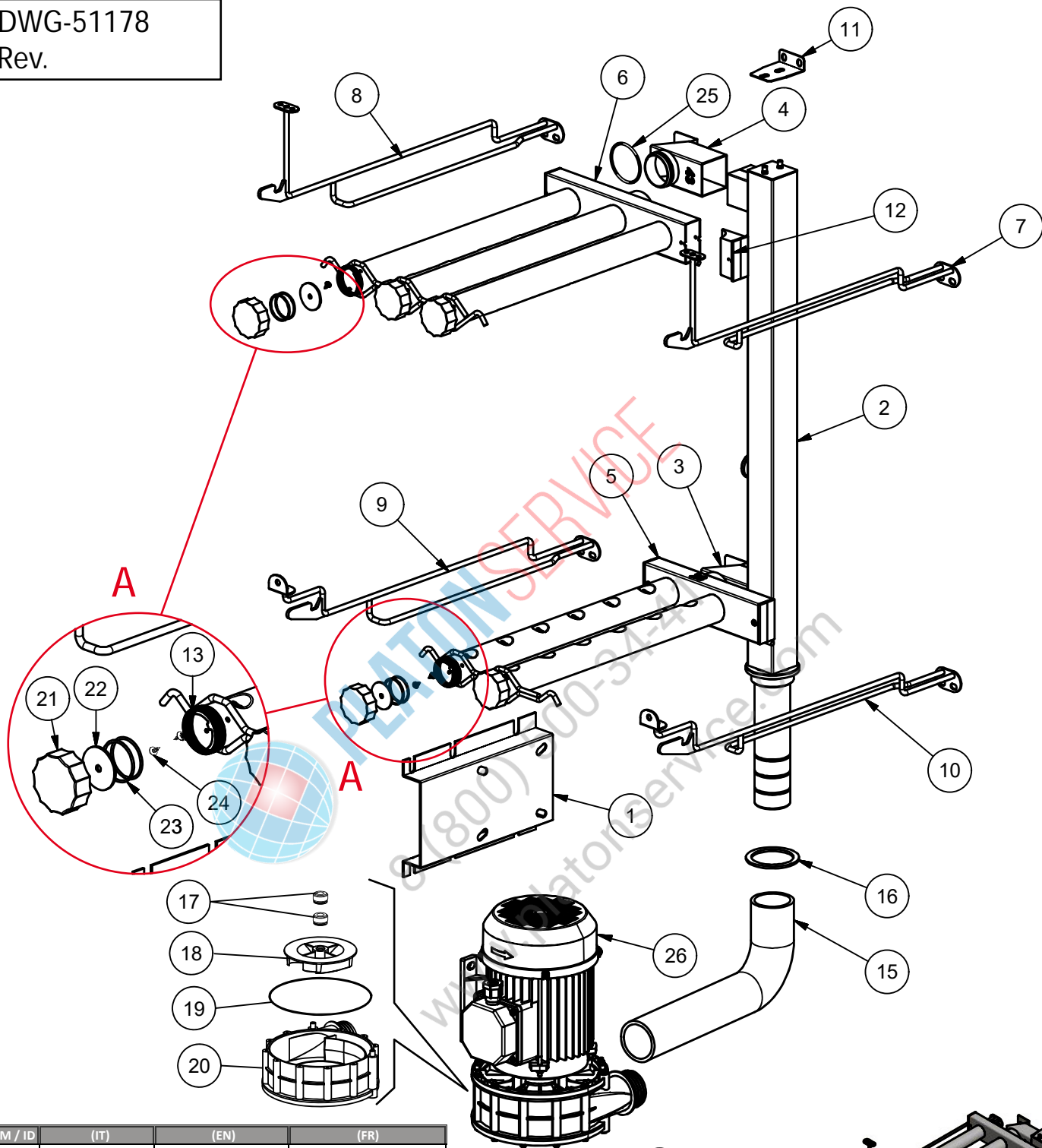
PRE-WASH RAMP



RAMPE DE PRE LAVAGE

DWG-51178

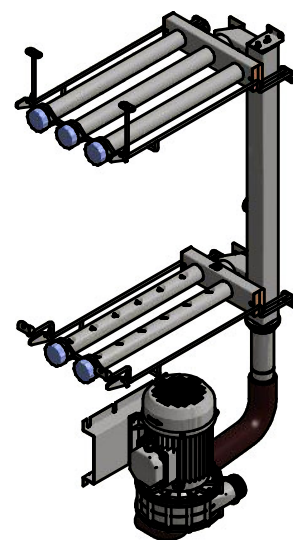
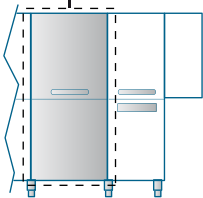
Rev.



ITEM / ID	(IT)	(EN)	(FR)
SG	PARASPRUZZI	SPLASH ZONE	SAS
AS	PREL.AUTOMATICO	PRE-WASH SHOWER	PRELAVAGE AUT.+TIROR
PW	PRELAVAGGIO	PRE-WASH	PRÉLAVAGE
W2	2°LAVAGGIO	SECOND WASH	2°LAVAGE
W1	1°LAVAGGIO	FIRST WASH	1°LAVAGE
RR	RISCIACQUO POT.	POWER RINSE	RINÇAGE PLUS
CP	PANNELLO COM.	CONTROL PANELL	PANNEAU DE CONTRÔLE
D	ASCIUGATURA	DRYER	SECHAGE



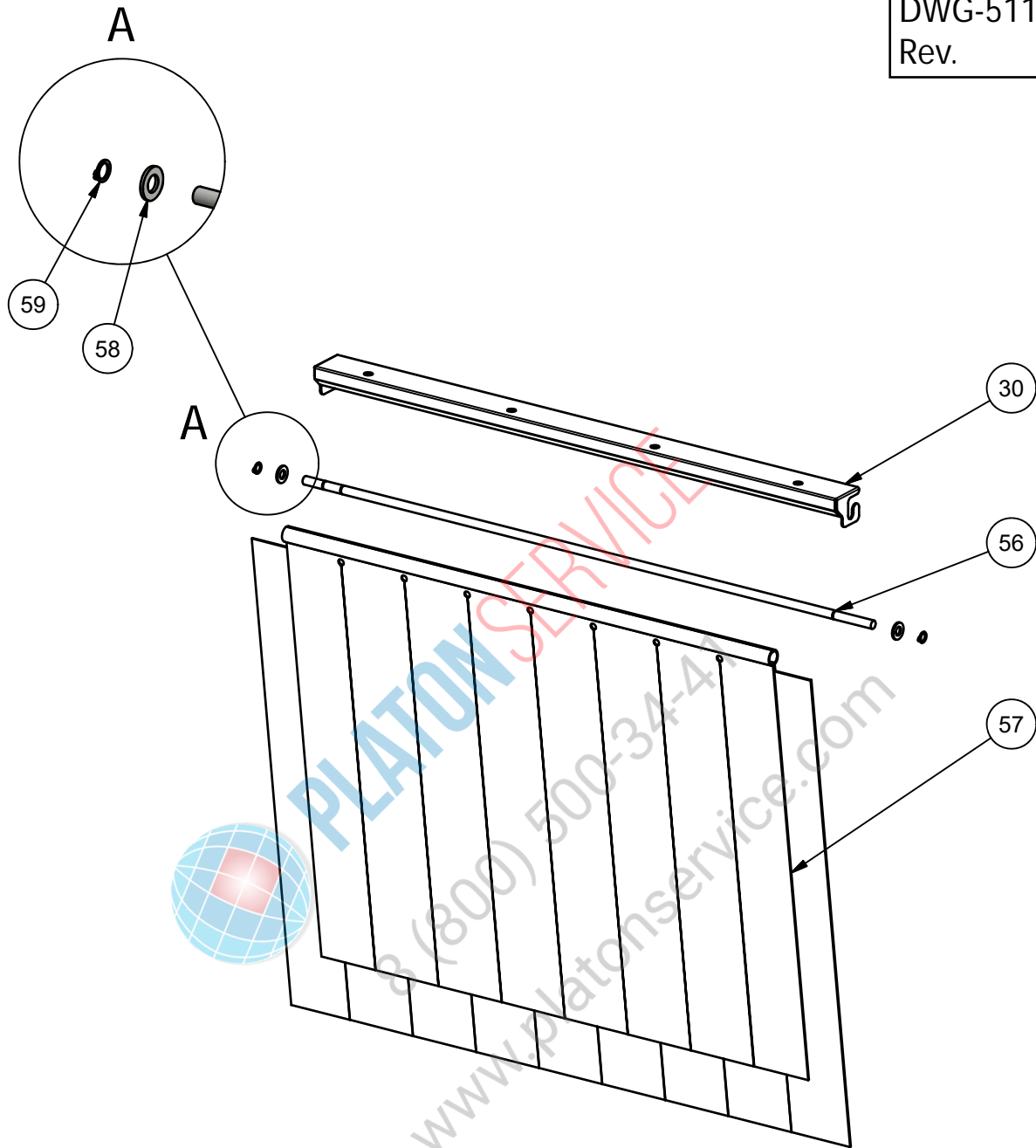
PW



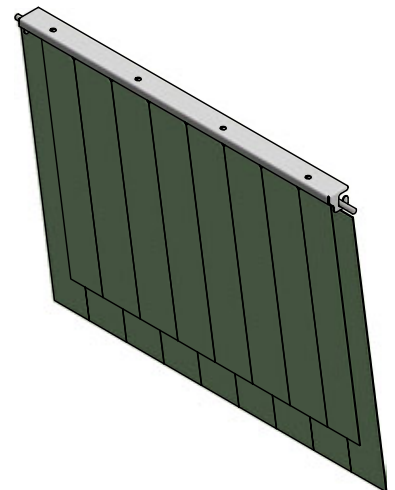


ITEM / ID	CODICE / P-code	DESCRIZIONE (IT)	Q.TA'/Q.TY
1	DW3009148	SUPPORTO POMPA LAVAGGIO	1
2	DW3071050	RAMPA PRELAVAGGIO	1
3	DW3071042	INNESTO LATERALE RASTRELLIERA DA 2 (3+2)	1
4	DW3071043	INNESTO LATERALE RASTREL DA 3 (3+2 / 5+3)	1
5	DW3071028	RASTRELLIERA DA 2 DX	1
5	DW3071029	RASTRELLIERA DA 2 SX	1
6	DW3071030	RASTRELLIERA DA 3 DX (3+2)	1
6	DW3071046	RASTRELLIERA DA 3 SX (3+2)	1
7	DW3071024	GUIDA SUPERIORE DX PER RASTRELLIERE	1
8	DW3071025	GUIDA SUPERIORE SX PER RASTRELLIERE	1
9	DW3071023	GUIDA INFERIORE SX PER RASTRELLIERE	1
10	DW3071022	GUIDA INFERIORE DX PER RASTRELLIERE	1
11	DW3070247	STAFFA FISSAGGIO RAMPE	1
12	DW3071027	TAPPO RETTANGOLARE PER RAMPA	4
13	DW3071026	GHIERA PER TAPPO RAMPA	5
14	DW3002020	MANICOTTO A GOMITO EPDM D.60	1
15	DW3004025	MANICOTTO A "L" MANDATA 50/50	1
16	DW10200173/A	GUARNIZIONE 75X58X3	1
17	DW15080	TENUTE ROTANTI	1
18	DW3000085	GIRANTE POMPA HP 1,2 HP (0,9-kW)	1
19	DW10200290	GUARNIZIONE OR-1225	1
20	DW88220	CHIOCCIOLA POMPA	1
21	DW80304	TAPPO PER UGELLO TERMINALE GRIGIO	1
22	DW80305	GUARNIZIONE PER TAPPO TUBO GIRANTE	1
23	DW3071117	GUARNIZIONE OR 02137	2
24	DW11004	VITE4x10 SPAX	4
25	DW3071116	GUARNIZIONE OR 03181	4
26	DW3000082	POMPA HP1.2 (0,9-kW) 220/380V 50HZ	1
26	DW3000083	POMPA HP1.2 (0,9-kW) 220/380/415V 60HZ	1
26	DW3000086	POMPA HP1.2 (0,9-kW) 220/380V 50HZ (INOX)	1

DWG-51178  
Rev.



ITEM / ID	(IT)	(EN)	(FR)
SG	PARASPRUZZI	SPLASH ZONE	SAS
AS	PREL.AUTOMATICO	PRE-WASH SHOWER	PRELAVAGE AUT.+TIROR
PW	PRELAVAGGIO	PRE-WASH	PRÉLAVAGE
W2	2°LAVAGGIO	SECOND WASH	2°LAVAGE
W1	1°LAVAGGIO	FIRST WASH	1°LAVAGE
RR	RISCIACQUO POT.	POWER RINSE	RINÇAGE PLUS
CP	PANNELLO COM.	CONTROL PANELL	PANNEAU DE CONTRÔLE
D	ASCIUGATURA	DRYER	SECHAGE





ITEM / ID	CODICE / P-code	DESCRIZIONE (IT)	Q.TA'/Q.TY
30	DW3070199	SUPPORTO TENDINA	1
56	DW3004052	ASSE TENDINA INTERNA	1
57	DW3071072	TENDINA INTERNA	1
58	DW11185	RONDELLA 8X16 PIANA INOX DIN125	2
59	DW11815	SEEGER Ø8 INOX UNI7435	2



**PLATON SERVICE**

8 (800) 500-34-41

[www.platonservice.com](http://www.platonservice.com)





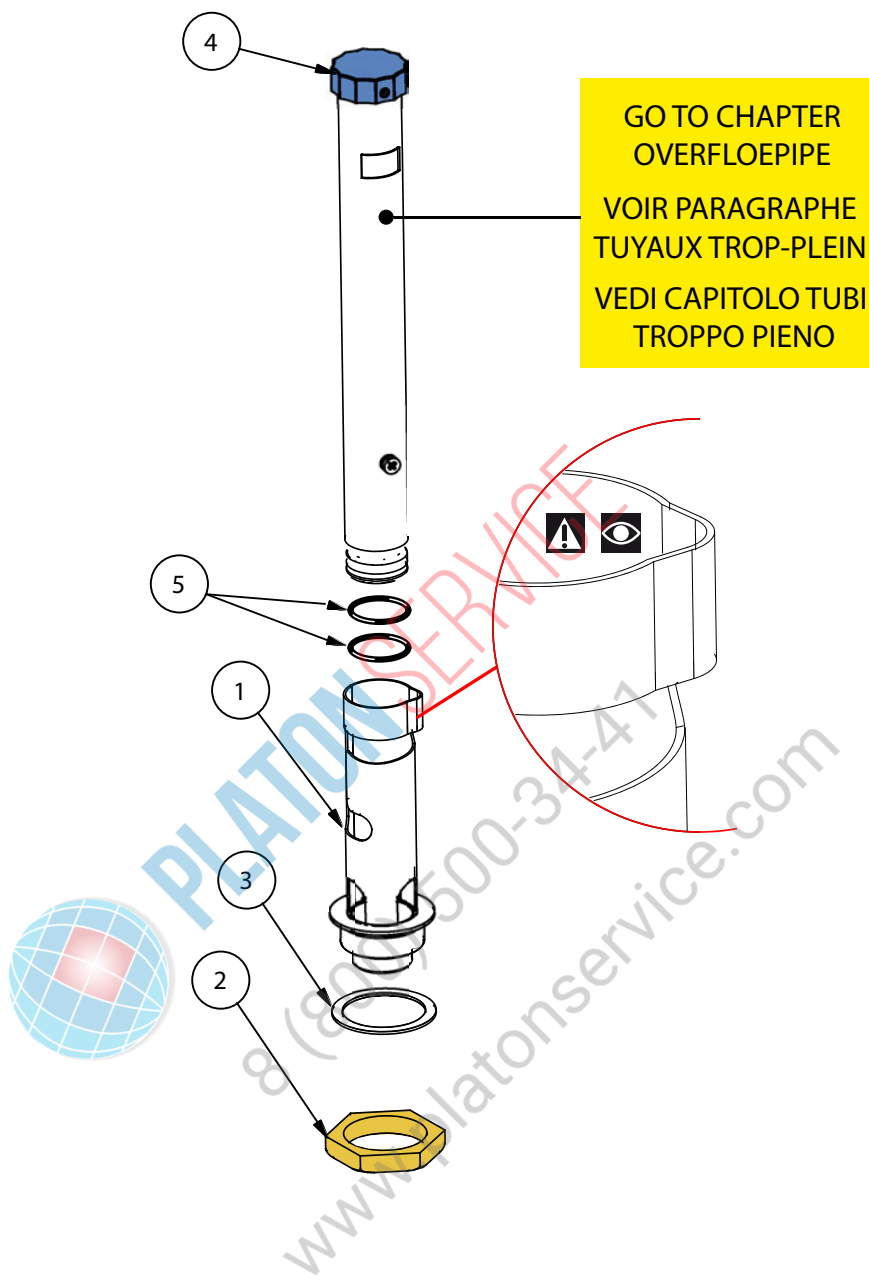
ASSIEME TROPPO PIENO



OVER FLOW PIPE



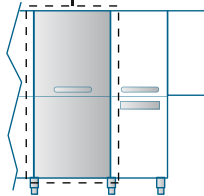
ENSEMBLE TROP-PLEIN



ITEM / ID	(IT)	(EN)	(FR)
SG	PARASPRUZZI	SPLASH ZONE	SAS
AS	PREL.AUTOMATICO	PRE-WASH SHOWER	PRELAVAGE AUT.+TIROR
PW	PRELAVAGGIO	PRE-WASH	PRÉLAVAGE
W2	2°LAVAGGIO	SECOND WASH	2°LAVAGE
W1	1°LAVAGGIO	FIRST WASH	1°LAVAGE
RR	RISCIACQUO POT.	POWER RINSE	RINÇAGE PLUS
CP	PANNELLO COM.	CONTROL PANELL	PANNEAU DE CONTRÔLE
D	ASCIUGATURA	DRYER	SECHAGE



PW





ITEM / ID	CODICE / P-code	DESCRIZIONE (IT)	Q.TA'/Q.TY
1	DW30	.....	.....1
2	DW10600012	DADO BASSO	1
3	DW10200173	GUARNIZIONE 75X58X2	1
4	DW80304	TAPPO	1
5	DW13019	GUARNIZIONE OR 140 NBR	2
.....			



**PLATON SERVICE**

8 (800) 500-34-41

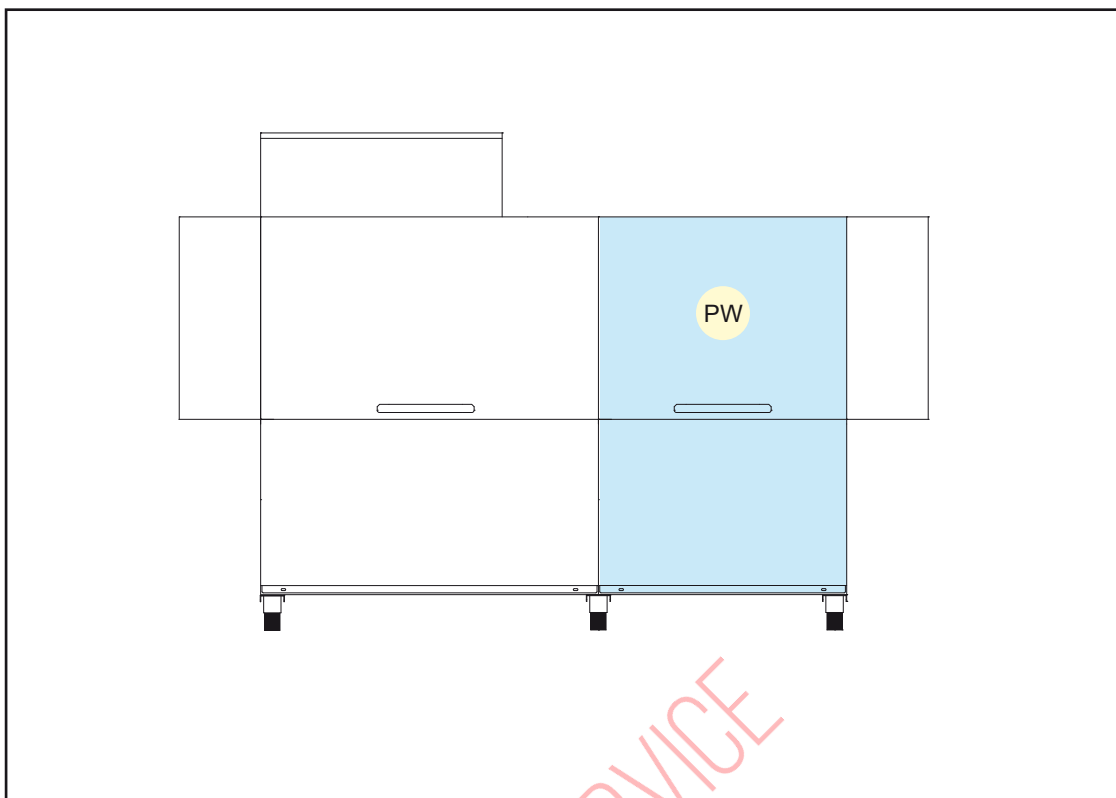
[www.platonservice.com](http://www.platonservice.com)



**PLATON**SERVICE

8 (800) 500-34-47

[www.platonservice.com](http://www.platonservice.com)



-  — **MODULO DI PRELAVAGGIO**
-  — **PREWASH ZONE**
-  — **PRELAVAGE**



PLATON SERVICE  
8 (800) 500-34-41  
www.platonservice.com



PRELAVAGGIO

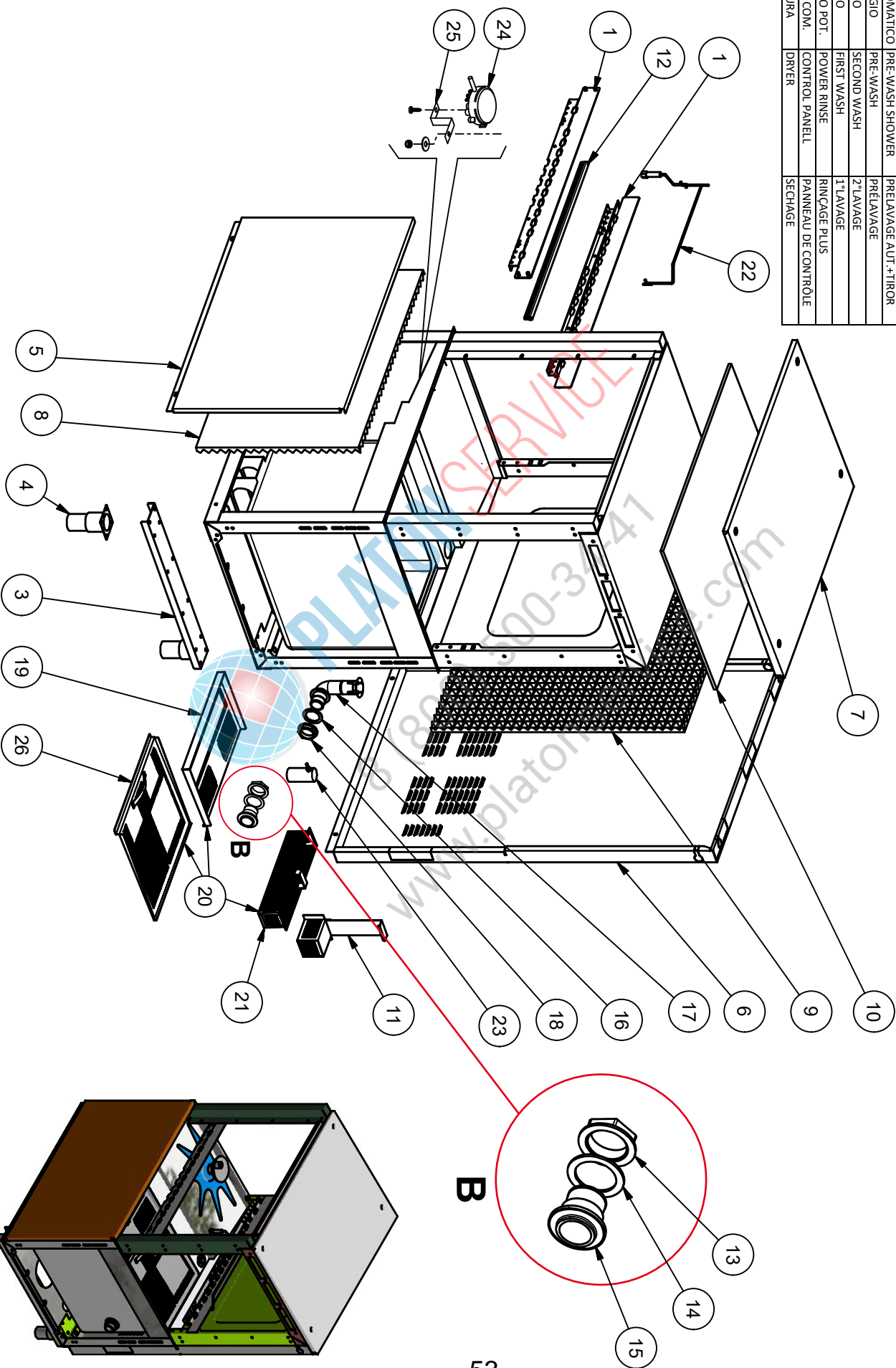
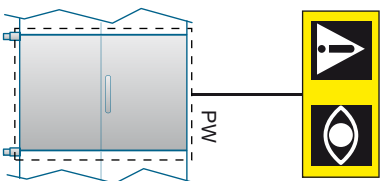


PREWASH ZONE



PRELAVAGE

ITEM / ID	(IT)	(EN)	(FR)
SG	PARASPRUZZI	SPLASH ZONE	SAS
AS	PRELAVAGGIO AUTOMATICO	PRE-WASH SHOWER	PRELAVAGE AUT.+TIROR
PW	PRELAVAGGIO	PRE-WASH	PRELAVAGE
W2	2° LAVAGGIO	SECOND WASH	2° LAVAGE
W1	1° LAVAGGIO	FIRST WASH	1° LAVAGE
RR	RISCACQUO POT.	POWER RINSE	RINÇAGE PLUS
CP	PANNELLO COM.	CONTROL PANEL	PANNEAU DE CONTRÔLE
D	ASCIUGATURA	DRYER	SECHAGE



B

53

DWG-51163  
Rev.

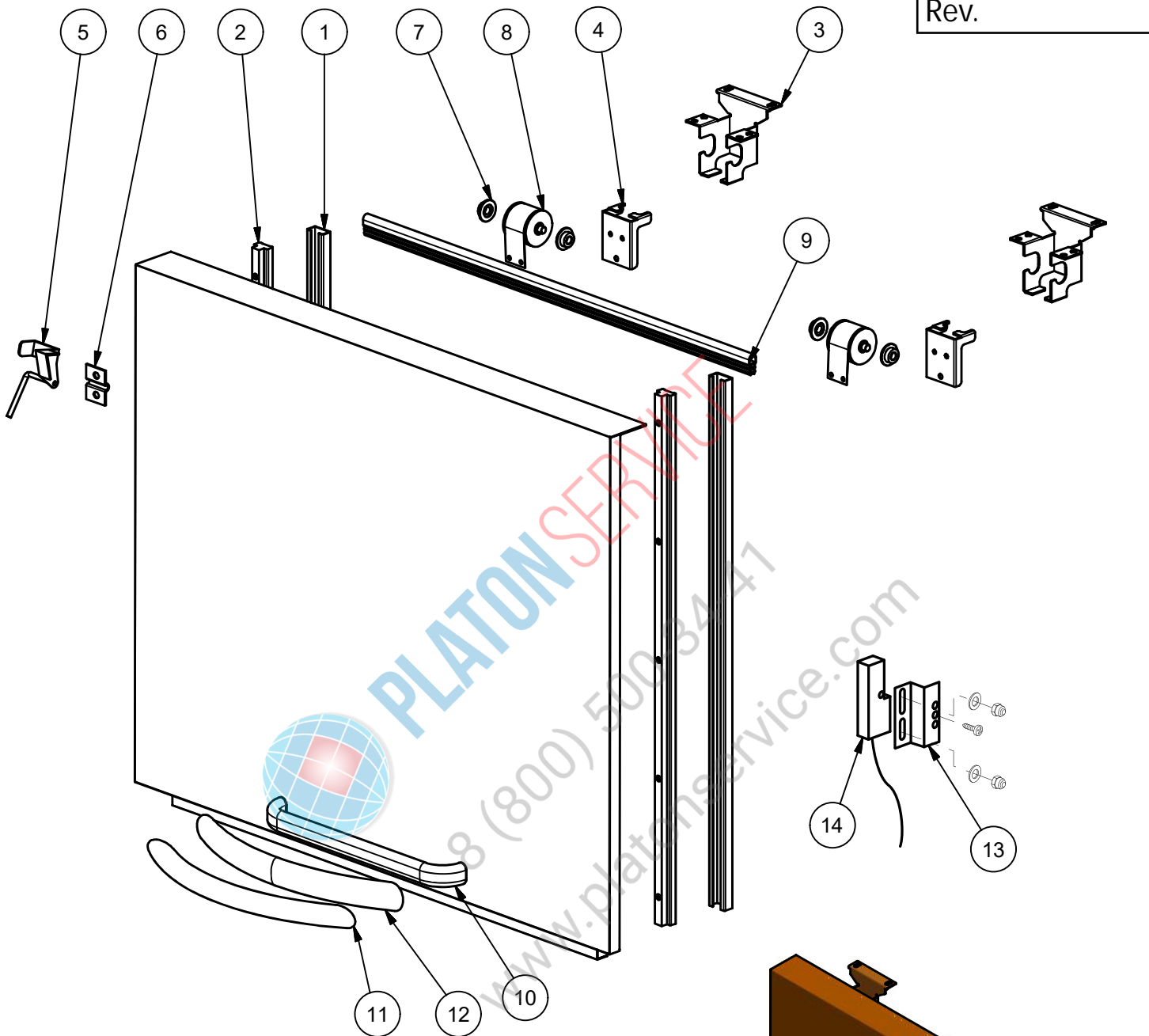


ITEM / ID	CODICE / P-code	DESCRIZIONE (IT)	Q.TA'/Q.TY
1	DW3070017	ASSIEME GUIDA CESTO 900	2
3	DW3070178	RINFORZO PER SEMITELAIO	1
4	DW80116	PIEDINO 2" REGOLABILE	2
5	DW3070193	SOTTOPORTA 900	1
6	DW3070204	TAMPONAMENTO POSTERIORE (900)	1
7	ND	TETTO COIBENTATO (900)	1
8	ND	COIBENTANTE SOTTOPORTA (900)	1
9	ND	COIBENTANTE TAMPONAMENTO POSTERIORE (900)	1
10	ND	COIBENTANTE TETTO (900)	1
11	DW3019071	FILTRO ASPIRAZIONE POMPA	1
12	DW3071114	GUARNIZIONE PORTA	1
13	DW392059	CONTRODADO 1" 1/2 PLAST	1
14	DW392060	GUARNIZIONE PIANA 65x47x3 NBR	2
15	DW392061	TRAVASO ORIZZONTALE	2
16	DW392060	GUARNIZIONE PIANA 65x47x3 NBR	2
17	DW392062	TRAVASO IN PLASTICA	1
18	DW392059	CONTRODADO 1" 1/2 PLAST	1
19	DW3070140/A	FILTRO LAVAGGIO CON FORO	1
20	DW3070008	ASSIEME FILTRO LAVAGGIO	1
21	DW3070006/A	CASSETTO FILTRO LAVAGGIO	1
22	ND	ASSIEME ECONOMIZZATORE	1
23	DW80106	GABBIA D'ARIA INOX	1
24	DW88110	PRESSOSTATO (250-40)	1
25	DW3009363	STAFFA SUPPORTO PRESSOSTATO	1
26	DW3070008/A	FILTRO ANTERIORE	1



8 (800) 50034-41  
www.platonservice.com


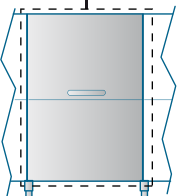
DWG-51163  
Rev.



ITEM / ID	(IT)	(EN)	(FR)
SG	PARASPRUZZI	SPLASH ZONE	SAS
AS	PREL.AUTOMATICO	PRE-WASH SHOWER	PRELAVAGE AUT.+TIROR
PW	PRELAVAGGIO	PRE-WASH	PRÉLAVAGE
W2	2°LAVAGGIO	SECOND WASH	2°LAVAGE
W1	1°LAVAGGIO	FIRST WASH	1°LAVAGE
RR	RISCIACQUO POT.	POWER RINSE	RINÇAGE PLUS
CP	PANNELLO COM.	CONTROL PANELL	PANNEAU DE CONTRÔLE
D	ASCIUGATURA	DRYER	SECHAGE



PW





ITEM / ID	CODICE / P-code	DESCRIZIONE (IT)	Q.TA'/Q.TY
1	DW3009033	GUIDA PATTINO	2
2	DW3070031	ASSIEME PORTA 900	1
3	DW3070197	SUPPORTO MOLLA L38	2
4	DW3070134	FERMO PORTA	2
5	DW3000315	GANCIO SICUREZZA PORTA	1
6	DW3000314	STAFFA SICUREZZA PORTA	1
7	DW3004012	SPALLA SUPPORTO MOLLA PORTA	4
8	DW3004011	MOLLA INOX X PORTA MOD.BBSR23	2
9	DW3071114	GUARNIZIONE PORTA	1
10	DW22215	MANIGLIA INOX INTERASSE 340 H45	1
11	DW22261	MANIGLIA IN TUBO Ø30 INTERASSE 340	1
12	DW22260	MANIGLIA IN TUBO ELLITTICO 40x20 INTERASSE 340	1
13	DW3009112	SUPPORTO REED	1
14	DW3003112	REED SICUREZZA PORTA	1



PLATON SERVICE

8 (800) 500-34-47

www.platonservice.com





RAMPA DI LAVAGGIO



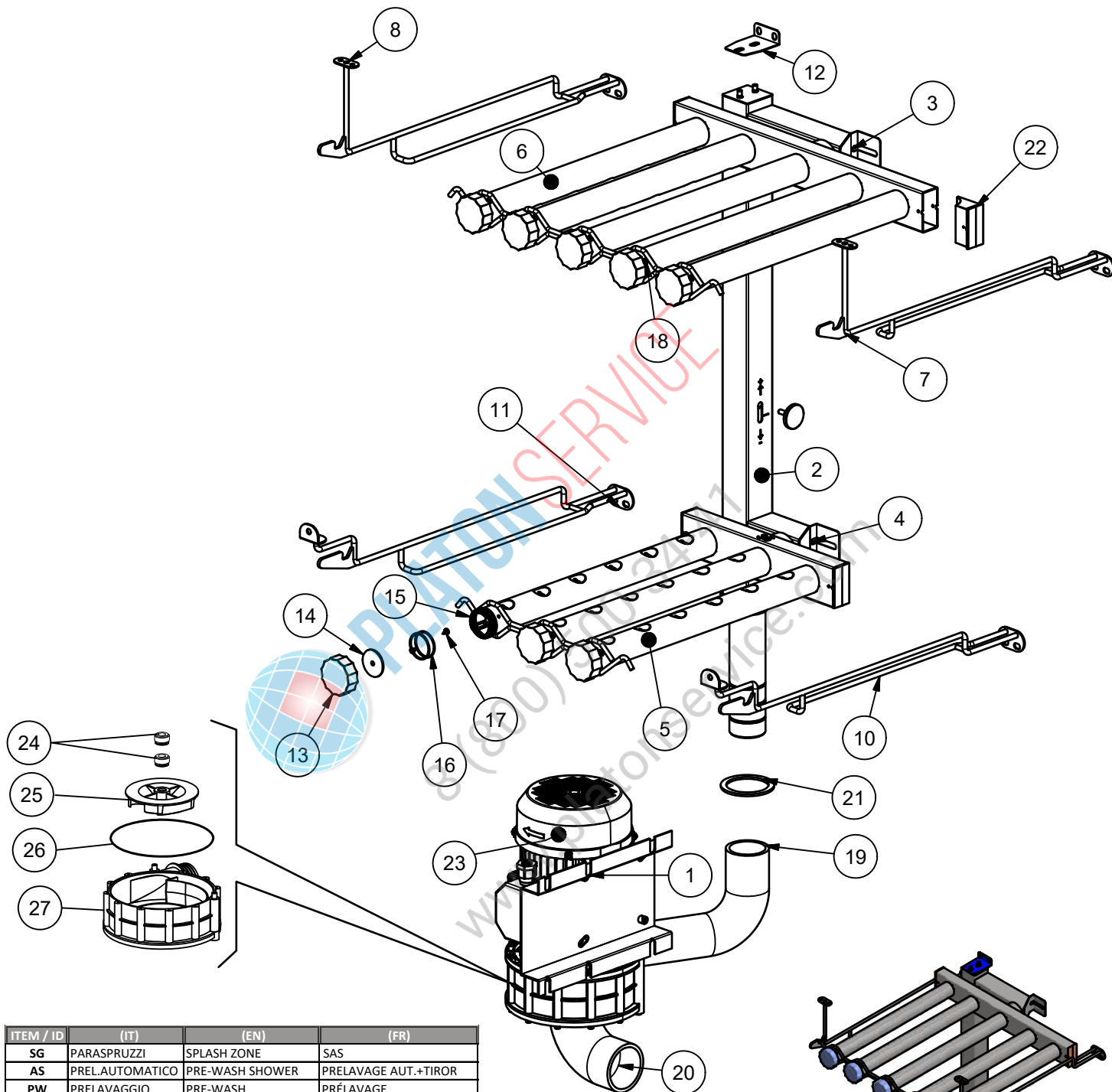
WASH RAMP



RAMPE DE LAVAGE

DWG-55499

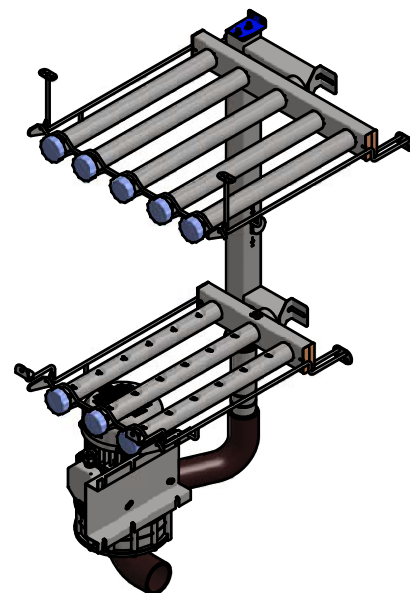
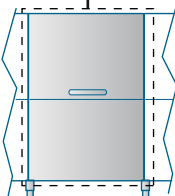
Rev.



ITEM / ID	(IT)	(EN)	(FR)
SG	PARASPRUZZI	SPLASH ZONE	SAS
AS	PREL.AUTOMATICO	PRE-WASH SHOWER	PRELAVAGE AUT.+TIROR
PW	PRELAVAGGIO	PRE-WASH	PRÉLAVAGE
W2	2°LAVAGGIO	SECOND WASH	2°LAVAGE
W1	1°LAVAGGIO	FIRST WASH	1°LAVAGE
RR	RISCIACQUO POT.	POWER RINSE	RINÇAGE PLUS
CP	PANNELLO COM.	CONTROL PANELL	PANNEAU DE CONTRÔLE
D	ASCIUGATURA	DRYER	SECHAGE



PW





ITEM / ID	CODICE / P-code	DESCRIZIONE (IT)	Q.TA'/Q.TY
1	DW3009148	SUPPORTO POMPA LAVAGGIO	1
2	DW3071050	RAMPA LAVAGGIO	1
3	DW3071047	INNESTO LATERALE RASTRELLIERA DA 5 (5+3)	1
4	DW3071043	INNESTO LATERALE RASTRELLIERA DA 3 (3+2 / 5+3)	1
5	DW3071035	RASTRELLIERA DA 3 DX (5+3)	1
5	DW3071036	RASTRELLIERA DA 3 SX (5+3)	1
6	DW3071037	RASTRELLIERA DA 5 (5+3)	1
7	DW3071024	GUIDA SUPERIORE DX PER RASTRELLIERE	1
8	DW3071025	GUIDA SUPERIORE SX PER RASTRELLIERE	1
22	DW3071027	TAPPO RETTANGOLARE PER RAMPA	4
10	DW3071022	GUIDA INFERIORE DX PER RASTRELLIERE	1
11	DW30711023	GUIDA INFERIORE SX PER RASTRELLIERE	1
12	DW3070247	STAFFA FISSAGGIO RAMPE	1
13	DW80304	TAPPO PER UGELLO TERMINALE GRIGIO	1
14	DW80305	GUARNIZIONE PER TAPPO	1
15	DW3071026	GHIERA PER TAPPO RAMPA	1
16	DW3071117	GUARNIZIONE OR 02137	2
17	DW11004	VITE4x10 SPAX	4
18	ND	TAPPO + GHIERA	7
19	DW3004025	MANICOTTO A "L" MANDATA 50/50	1
20	DW302020	MANICOTTO A GOMITO EPDM D.60	1
21	DW10200173/A	GUARNIZIONE 75X58X3	1
22	DW3071027	TAPPO RETTANGOLARE PER RAMPA	4
23	DW88106	POMPA HP2.7 220/380-400V 50HZ (1205)	1
23	DW88106/E	POMPA HP2.7 240-415V 50HZ (1205)	1
23	DW88106/D	POMPA HP2.7 440V 3F 60HZ (1205)	1
23	DW88106/F	POMPA HP2.7 208V 3F 60HZ (1205)	1
24	DW15080	TENUTE ROTANTI	1
25	DW88222	GIRANTE POMPA HP 2,7 HP (F1205)	1
25	DW88224	GIRANTE POMPA HP 2,7 HP 240 - 415V (F1205)	1
26	DW10200290	GUARNIZIONE OR-1225	1
27	DW88220	CHIOCCIOLA POMPA	1



ECONOMIZZATORE

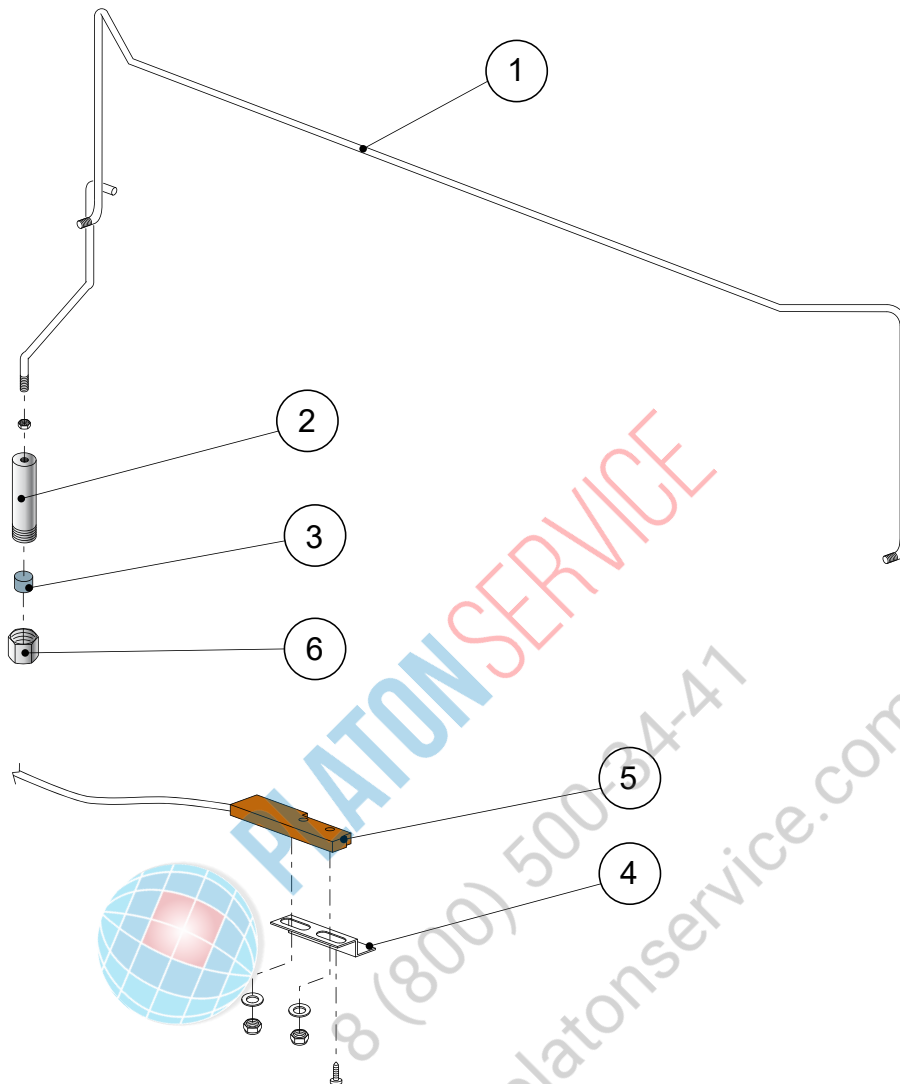


ECONOMIZER


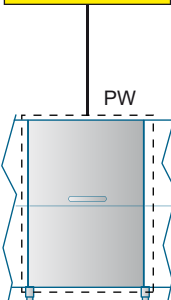


ECONOMISEUR

DWG-51163  
Rev.



ITEM / ID	(IT)	(EN)	(FR)
SG	PARASPRUZZI	SPLASH ZONE	SAS
AS	PREL.AUTOMATICO	PRE-WASH SHOWER	PRÉLAVAGE AUT.+TIROR
PW	PRELAVAGGIO	PRE-WASH	PRÉLAVAGE
W2	2°LAVAGGIO	SECOND WASH	2°LAVAGE
W1	1°LAVAGGIO	FIRST WASH	1°LAVAGE
RR	RISCIACQUO POT.	POWER RINSE	RINÇAGE PLUS
CP	PANNELLO COM.	CONTROL PANELL	PANNEAU DE CONTRÔLE
D	ASCIUGATURA	DRYER	SECHAGE





ITEM / ID	CODICE / P-code	DESCRIZIONE (IT)	Q.TA'/Q.TY
1	DW3071010	ECONOMIZZATORE DX (mod.900)	1
1	DW3071011	ECONOMIZZATORE SX (mod.900)	1
2	DW3003058	PORTA MAGNETE	1
3	DW3003113	MAGNETE	1
4	DW3009112	SUPPORTO REED ECONOMIZZATORE	1
5	DW3003112	REED ECONOMIZZATORE	1
6	DW3004184	TAPPO	1

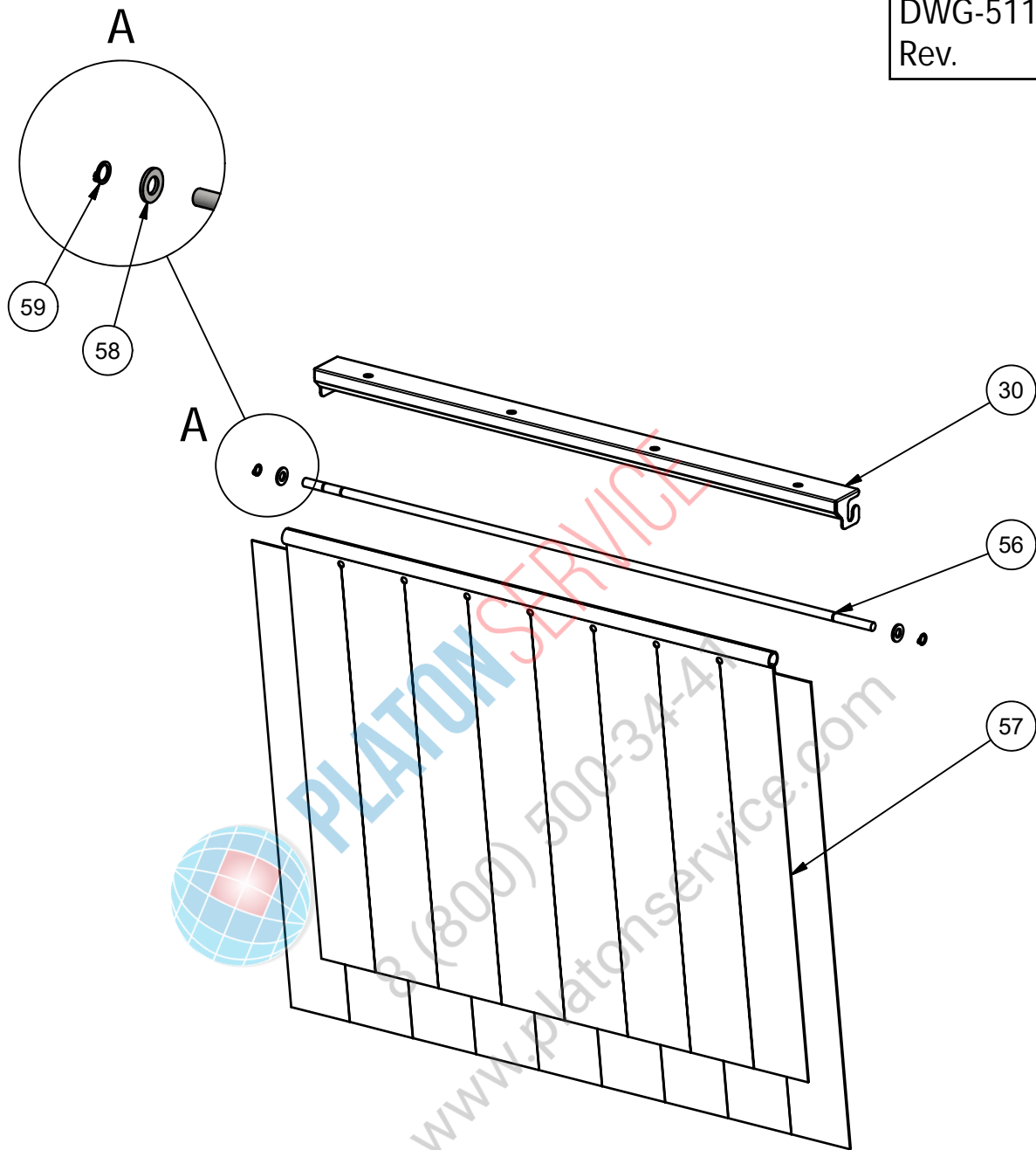


**PLATON SERVICE**

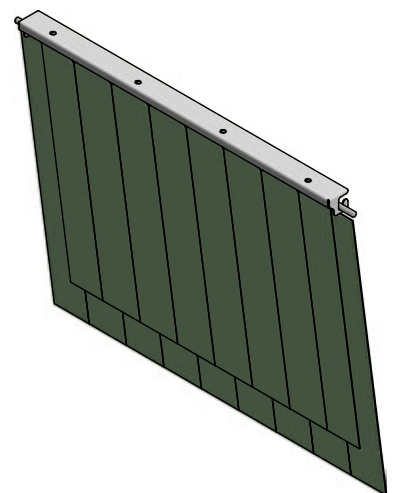
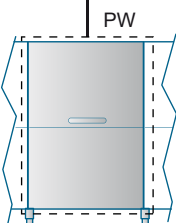
8 (800) 500-34-41

[www.platonservice.com](http://www.platonservice.com)

DWG-51163  
Rev.



ITEM / ID	(IT)	(EN)	(FR)
SG	PARASPRUZZI	SPLASH ZONE	SAS
AS	PREL.AUTOMATICO	PRE-WASH SHOWER	PRELAVAGE AUT.+TIROR
PW	PRELAVAGGIO	PRE-WASH	PRÉLAVAGE
W2	2°LAVAGGIO	SECOND WASH	2°LAVAGE
W1	1°LAVAGGIO	FIRST WASH	1°LAVAGE
RR	RISCIACQUO POT.	POWER RINSE	RINÇAGE PLUS
CP	PANNELLO COM.	CONTROL PANELL	PANNEAU DE CONTRÔLE
D	ASCIUGATURA	DRYER	SECHAGE





ITEM / ID	CODICE / P-code	DESCRIZIONE (IT)	Q.TA'/Q.TY
30	DW3070199	SUPPORTO TENDINA	1
56	DW3004052	ASSE TENDINA INTERNA	1
57	DW3071072	TENDINA INTERNA	1
58	DW11185	RONDELLA 8X16 PIANA INOX DIN125	2
59	DW11815	SEEGER Ø8 INOX UNI7435	2



**PLATON SERVICE**

8 (800) 500-34-41

[www.platonservice.com](http://www.platonservice.com)



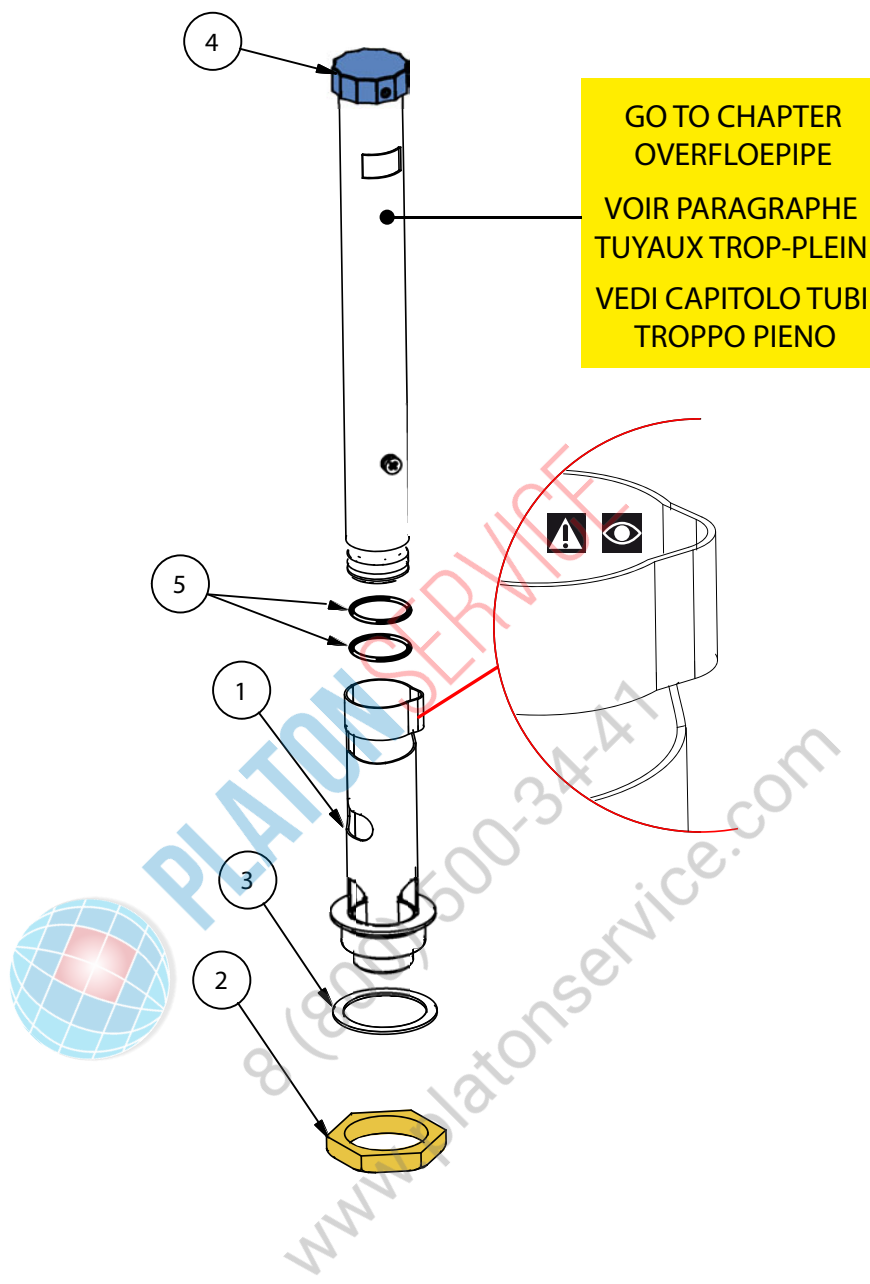
ASSIEME TROPPO PIENO



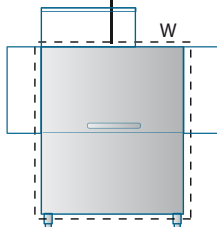
OVER FLOW PIPE



ENSEMBLE TROP PLEIN



ITEM / ID	(IT)	(EN)	(FR)
SG	PARASPRUZZI	SPLASH ZONE	SAS
AS	PREL.AUTOMATICO	PRE-WASH SHOWER	PRELAVAGE AUT.+TIROR
PW	PRELAVAGGIO	PRE-WASH	PRÉLAVAGE
W2	2°LAVAGGIO	SECOND WASH	2°LAVAGE
W1	1°LAVAGGIO	FIRST WASH	1°LAVAGE
RR	RISCIACQUO POT.	POWER RINSE	RINÇAGE PLUS
CP	PANNELLO COM.	CONTROL PANELL	PANNEAU DE CONTRÔLE
D	ASCIUGATURA	DRYER	SECHAGE





ITEM / ID	CODICE / P-code	DESCRIZIONE (IT)	Q.TA'/Q.TY
1	DW30		1
2	DW10600012	DADO BASSO	1
3	DW10200173	GUARNIZIONE 75X58X2	1
4	DW80304	TAPPO	1
5	DW13019	GUARNIZIONE OR 140 NBR	2
.....			



**PLATON SERVICE**

8 (800) 500-34-41

[www.platonservice.com](http://www.platonservice.com)

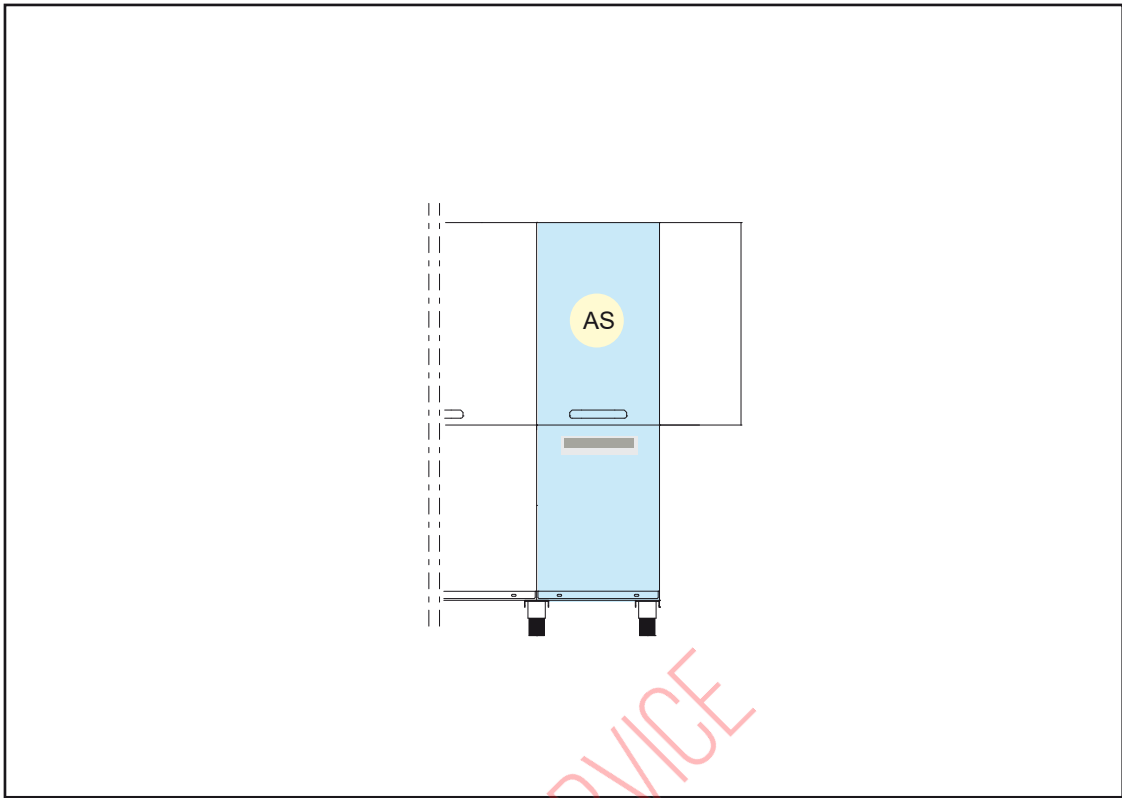




**PLATON**SERVICE

8 (800) 500-34-47

[www.platonservice.com](http://www.platonservice.com)



————— **MODULO AS 45**





————— **AS 45 ZONE**



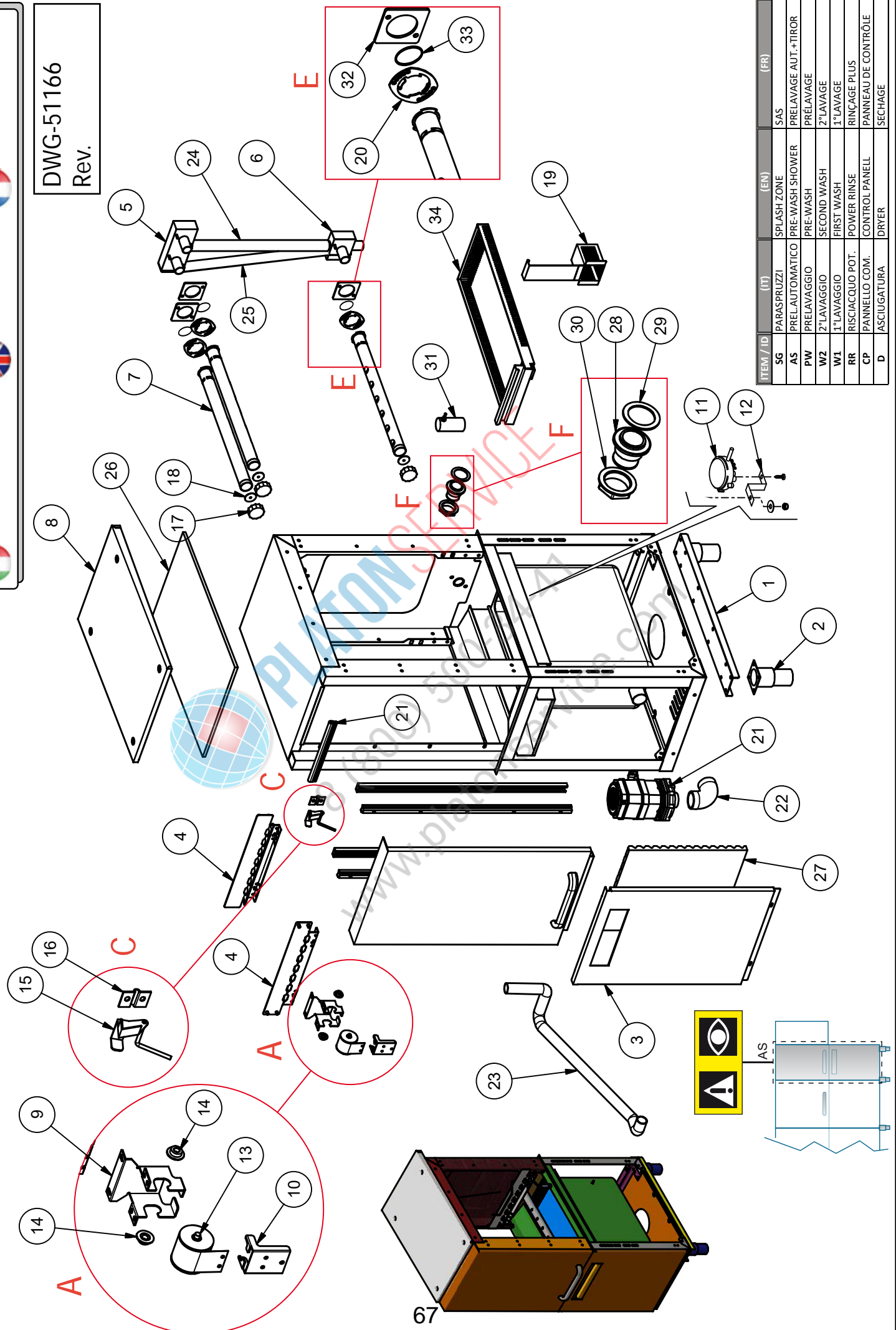
————— **AS 45 MODULE**



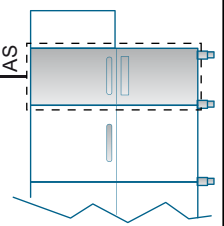
PLATON SERVICE  
8 (800) 5032741  
www.platonservice.com

MODULO AS 45  AS-45 ZONE  AS-45 MODULE

DWG-51166  
Rev.



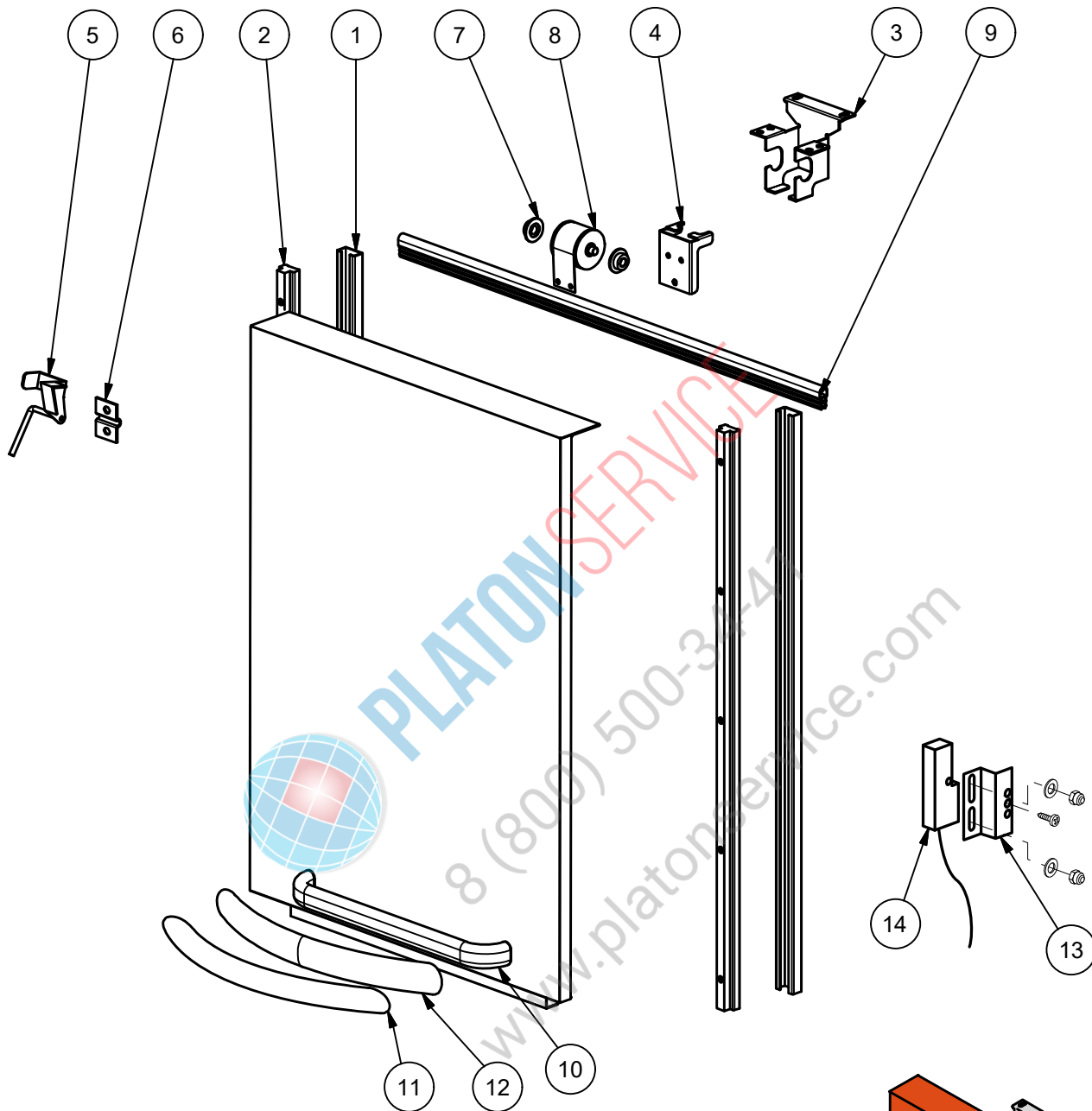
ITEM / ID	(IT)	(EN)	(FR)
SG	PARASPRUZZI	SPLASH ZONE	SAS
AS	PREL. AUTOMATICO	PRE-WASH SHOWER	PRELAVAGE AUT.-TIROR
PW	PRELAVAGGIO	PRE-WASH	PRELAVAGE
W2	2° LAVAGGIO	SECOND WASH	2° LAVAGE
W1	1° LAVAGGIO	FIRST WASH	1° LAVAGE
RR	RISCIAQUO POT.	POWER RINSE	RINÇAGE PLUS
CP	PANNELLO COM.	CONTROL PANEL	PANNEAU DE CONTRÔLE
D	ASCIUGATURA	DRYER	SECHAGE



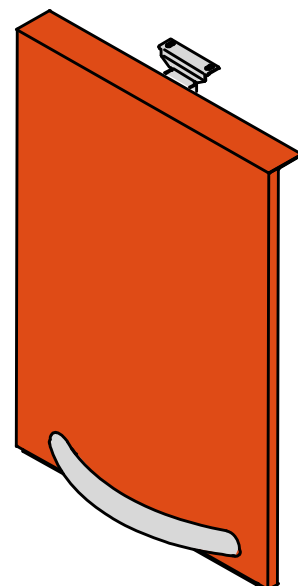
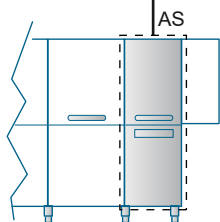


ITEM / ID	CODICE / P-code	DESCRIZIONE (IT)	Q.TA'/Q.TY
1	DW3070178	RINFORZO PER SEMITELAIO	1
2	DW80116	PIEDINO 2" REG. 112-215	2
3	DW3070191	SOTTOPORTA 450	1
4	DW3070012	ASSIEME GUIDA CESTO 450	2
5	DW3071051	DISTRIBUTORE DOPPIO PER DOCCIONE	1
6	DW3071052	DISTRIBUTORE SINGOLO PER DOCCIONE	1
7	DW3071054	BRACCIO DOCCIONE	3
8	ND	TETTO COIBENTATO 450	1
9	DW3070198	SUPPORTO MOLLA L50	1
10	DW3070134	FERMO PORTA	1
11	DW88110	PRESSOSTATO (250-40)	1
12	DW3009363	STAFFA SUPPORTO PRESSOSTATO	1
13	DW3071120	MOLLA PER PORTA	1
14	DW3004012	SPALLA SUPPORTO MOLLA PORTA	2
15	DW3000315	GANCIO SICUREZZA PORTA	1
16	DW3000314	STAFFA SICUREZZA PORTA	1
17	DW80304	TAPPO PER UGELLO TERMINALE GRIGIO	3
18	DW80305	GUARNIZIONE PER TAPPO TUBO GIRANTE	3
19	DW3019071	FILTRO ASPIRAZIONE POMPA	1
20	DW3060182	CAMMA AGGANCIO A BAIONETTA	3
21	DW3071114	GUARNIZIONE PORTA	1
21	DW3071100	POMPA	1
22	DW15032/B	MANICOTTO MANDATA 50/50 RINFORZATO	1
23	DW150048/A	TUBO MANDATA SUPERIORE	1
24	DW3060270	TUBO RADIOR Ø 30	1
25	DW391042	PIATTO RINFORZATO DISTRIBUTORE LAVAGGIO	1
26	ND	COIBENTANTE TETTO INCLINATO 450	1
27	ND	COIBEN. SOTTOPORTA 450	1
28	DW392061	TRAVASO ORIZZONTALE	1
29	DW392060	GUARNIZIONE PIANA 65x47x3 NBR	1
30	DW392059	CONTRODADO 1" 1/2 IN PLASTICA	1
31	DW80106	GABBIA D'ARIA INOX	1
32	DW391029	GUARNIZIONE DISTRIBUTORE	3
33	DW392050	GUARNIZIONE OR 3x31 NBR 70SH	3
34	DW3070040	ASSIEME FILTRO (AS45)	1

DWG-51166  
Rev.



ITEM / ID	(IT)	(EN)	(FR)
SG	PARASPRUZZI	SPLASH ZONE	SAS
AS	PREL.AUTOMATICO	PRE-WASH SHOWER	PRELAVAGE AUT.+TIROR
PW	PRELAVAGGIO	PRE-WASH	PRÉLAVAGE
W2	2°LAVAGGIO	SECOND WASH	2°LAVAGE
W1	1°LAVAGGIO	FIRST WASH	1°LAVAGE
RR	RISCIACQUO POT.	POWER RINSE	RINÇAGE PLUS
CP	PANNELLO COM.	CONTROL PANELL	PANNEAU DE CONTRÔLE
D	ASCIUGATURA	DRYER	SECHAGE





ITEM / ID	CODICE / P-code	DESCRIZIONE (IT)	Q.TA'/Q.TY
1	DW3009033	GUIDA PATTINO	2
2	DW3070029	ASSIEME PORTA AS45	1
3	DW3070197	SUPPORTO MOLLA L38	1
4	DW3070134	FERMO PORTA	1
5	DW3000315	GANCIO SICUREZZA PORTA	1
6	DW3000314	STAFFA SICUREZZA PORTA	1
7	DW3004012	SPALLA SUPPORTO MOLLA PORTA	2
8	DW3071120	MOLLA INOX X PORTA	1
9	DW3071114	GUARNIZIONE PORTA	1
10	DW22215	MANIGLIA INOX INTERASSE 340 H45	1
11	DW22261	MANIGLIA IN TUBO Ø30 INTERASSE 340	1
12	DW22260	MANIGLIA IN TUBO ELLITTICO 40x20 INTERASSE 340	1
13	DW3009112	SUPPORTO REED	1
14	DW3003112	REED SICUREZZA PORTA	1



PLATON SERVICE

8 (800) 500-34-47

www.platonservice.com



ECONOMIZZATORE

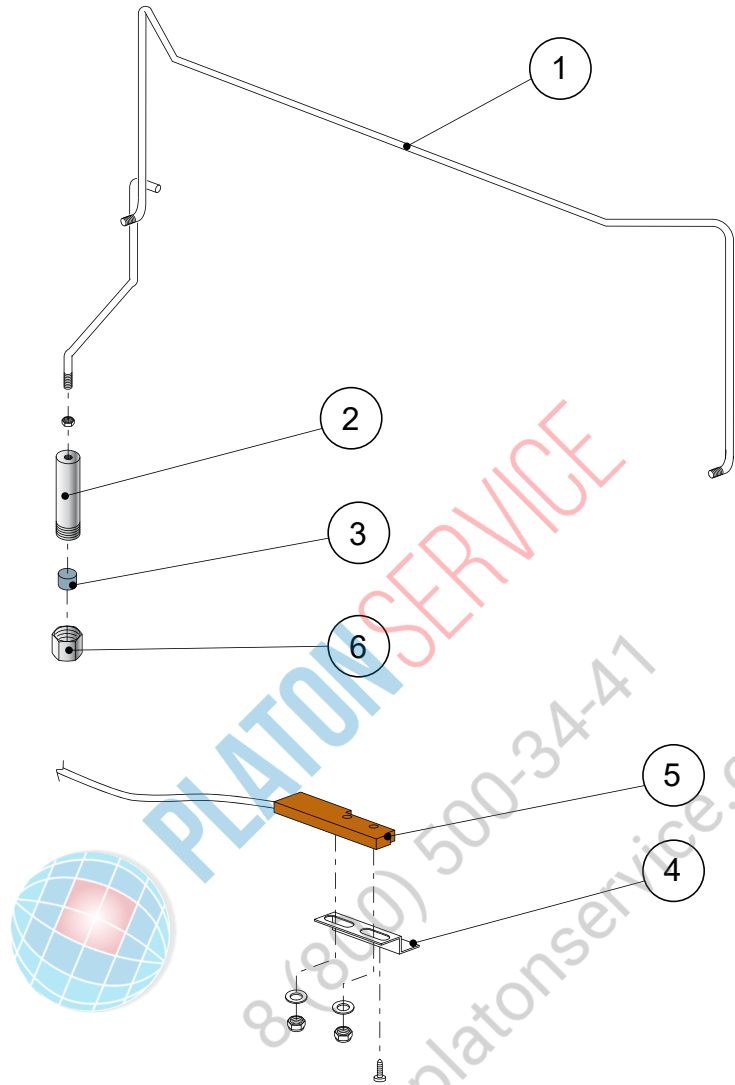


ECONOMIZER


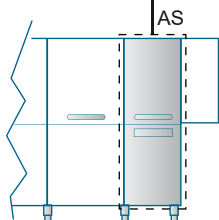


ECONOMISEUR

DWG-51166  
Rev.



ITEM / ID	(IT)	(EN)	(FR)
SG	PARASPRUZZI	SPLASH ZONE	SAS
AS	PREL.AUTOMATICO	PRE-WASH SHOWER	PRELAVAGE AUT.+TIROR
PW	PRELAVAGGIO	PRE-WASH	PRÉLAVAGE
W2	2°LAVAGGIO	SECOND WASH	2°LAVAGE
W1	1°LAVAGGIO	FIRST WASH	1°LAVAGE
RR	RISCIACQUO POT.	POWER RINSE	RINÇAGE PLUS
CP	PANNELLO COM.	CONTROL PANELL	PANNEAU DE CONTRÔLE
D	ASCIUGATURA	DRYER	SECHAGE





ITEM / ID	CODICE / P-code	DESCRIZIONE (IT)	Q.TA'/Q.TY
1	DW3071014	ECONOMIZZATORE DX (mod.AS45)	1
1	DW3071015	ECONOMIZZATORE SX (mod.AS45)	1
2	DW3003058	PORTA MAGNETE	1
3	DW3003113	MAGNETE	1
4	DW3009112	SUPPORTO REED ECONOMIZZATORE	1
5	DW3003112	REED ECONOMIZZATORE	1
6	DW3004184	TAPPO	1



**PLATON SERVICE**

8 (800) 500-34-41

[www.platonservice.com](http://www.platonservice.com)





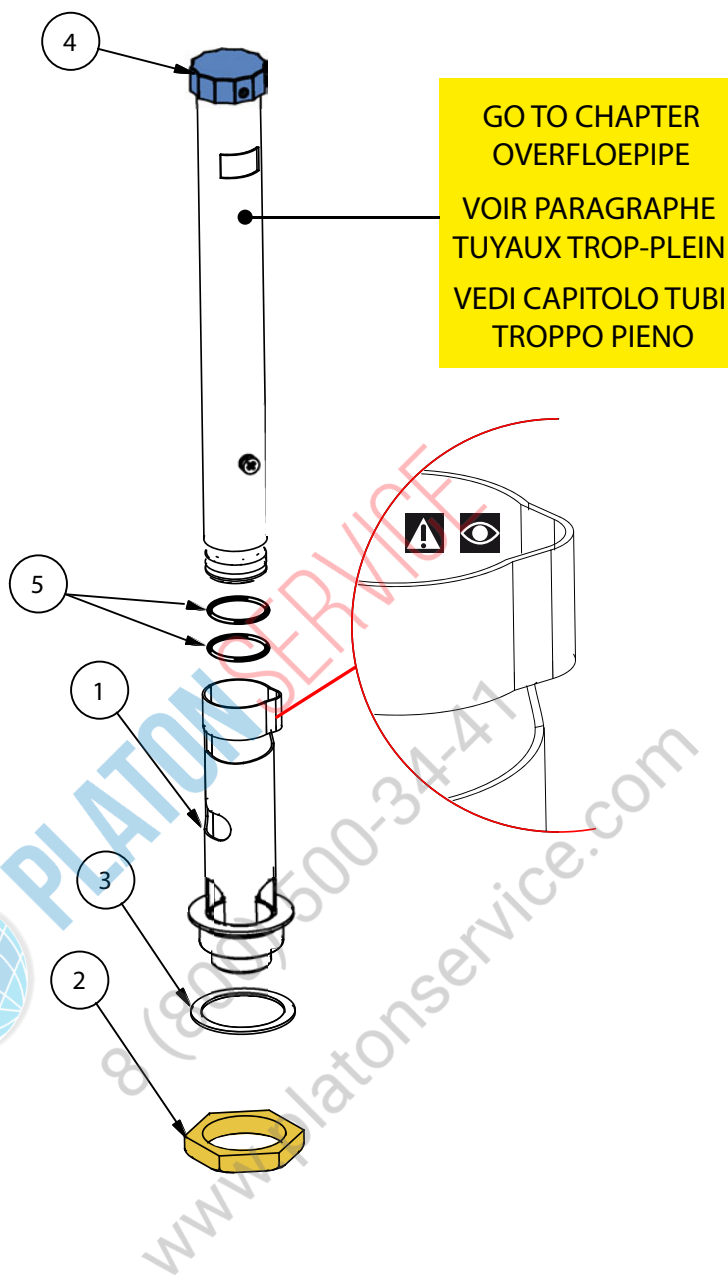
ASSIEME TROPPO PIENO



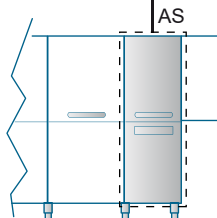
OVER FLOW PIPE



ENSEMBLE TROPPLEIN



ITEM / ID	(IT)	(EN)	(FR)
SG	PARASPRUZZI	SPLASH ZONE	SAS
AS	PREL.AUTOMATICO	PRE-WASH SHOWER	PRELAVAGE AUT.+TIROR
PW	PRELAVAGGIO	PRE-WASH	PRÉLAVAGE
W2	2°LAVAGGIO	SECOND WASH	2°LAVAGE
W1	1°LAVAGGIO	FIRST WASH	1°LAVAGE
RR	RISCIACQUO POT.	POWER RINSE	RINÇAGE PLUS
CP	PANNELLO COM.	CONTROL PANELL	PANNEAU DE CONTRÔLE
D	ASCIUGATURA	DRYER	SECHAGE





ITEM / ID	CODICE / P-code	DESCRIZIONE (IT)	Q.TA'/Q.TY
1	DW30	.....	.....1
2	DW10600012	DADO BASSO	1
3	DW10200173	GUARNIZIONE 75X58X2	1
4	DW80304	TAPPO	1
5	DW13019	GUARNIZIONE OR 140 NBR	2
.....			

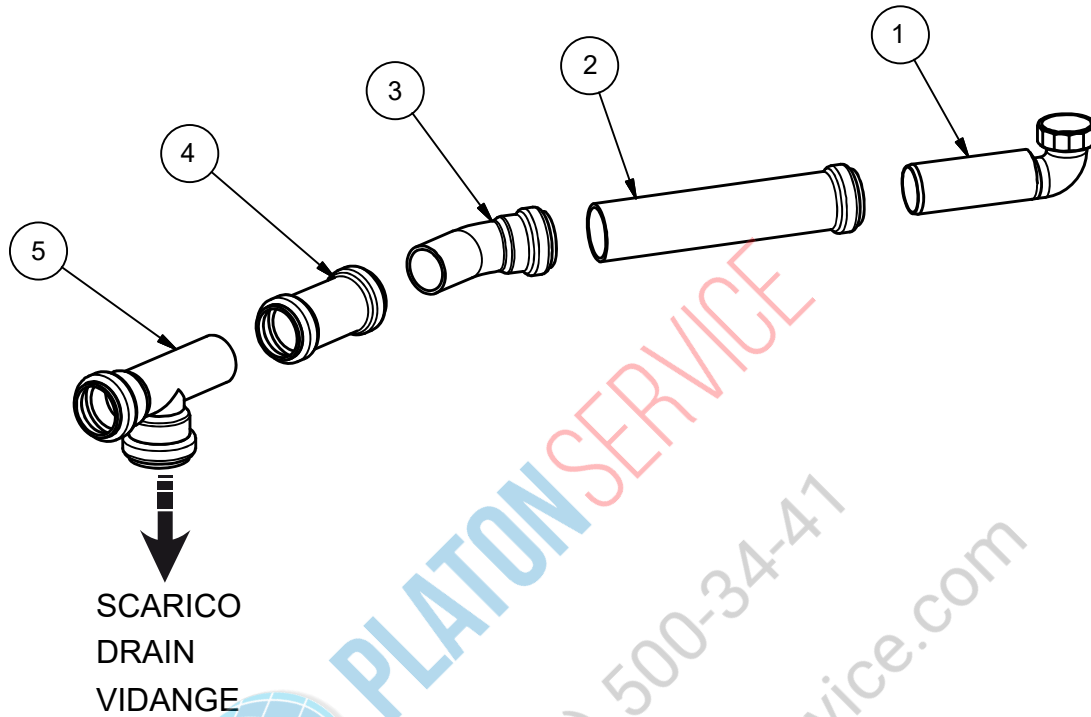


**PLATON SERVICE**

8 (800) 500-34-41

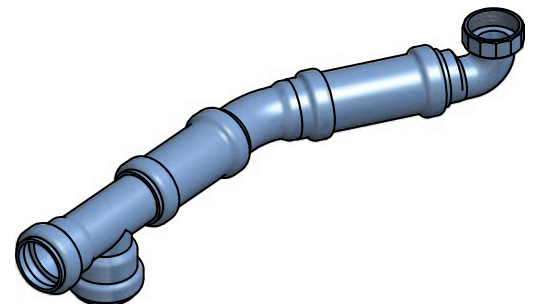
[www.platonservice.com](http://www.platonservice.com)

DWG-51166\_AS45\_SL  
Rev.



PLATON SERVICE  
8 (800) 500-34-41  
www.platonservice.com

ITEM / ID	(IT)	(EN)	(FR)
SG	PARASPRUZZI	SPLASH ZONE	SAS
AS	PREL.AUTOMATICO	PRE-WASH SHOWER	PRELAVAGE AUT.+TIROR
PW	PRELAVAGGIO	PRE-WASH	PRÉLAVAGE
W2	2°LAVAGGIO	SECOND WASH	2°LAVAGE
W1	1°LAVAGGIO	FIRST WASH	1°LAVAGE
RR	RISCIACQUO POT.	POWER RINSE	RINÇAGE PLUS
CP	PANNELLO COM.	CONTROL PANELL	PANNEAU DE CONTRÔLE
D	ASCIUGATURA	DRYER	SECHAGE





ITEM / ID	CODICE / P-code	DESCRIZIONE (IT)	Q.TA'/Q.TY
1	DW3060174	TUBO CURVO CON DADO OTTONE Ø40x1"1/4	1
2	<b>NB</b>	TUBO Ø40 L=120mm	1
3	DW3060248	CURVA 30° Ø40	1
4	DW3071104	MANICOTTO PP Ø40	1
5	DW3060176	RACCORDO A "T" PP FF M Ø40	1



**PLATON SERVICE**

8 (800) 500-34-41

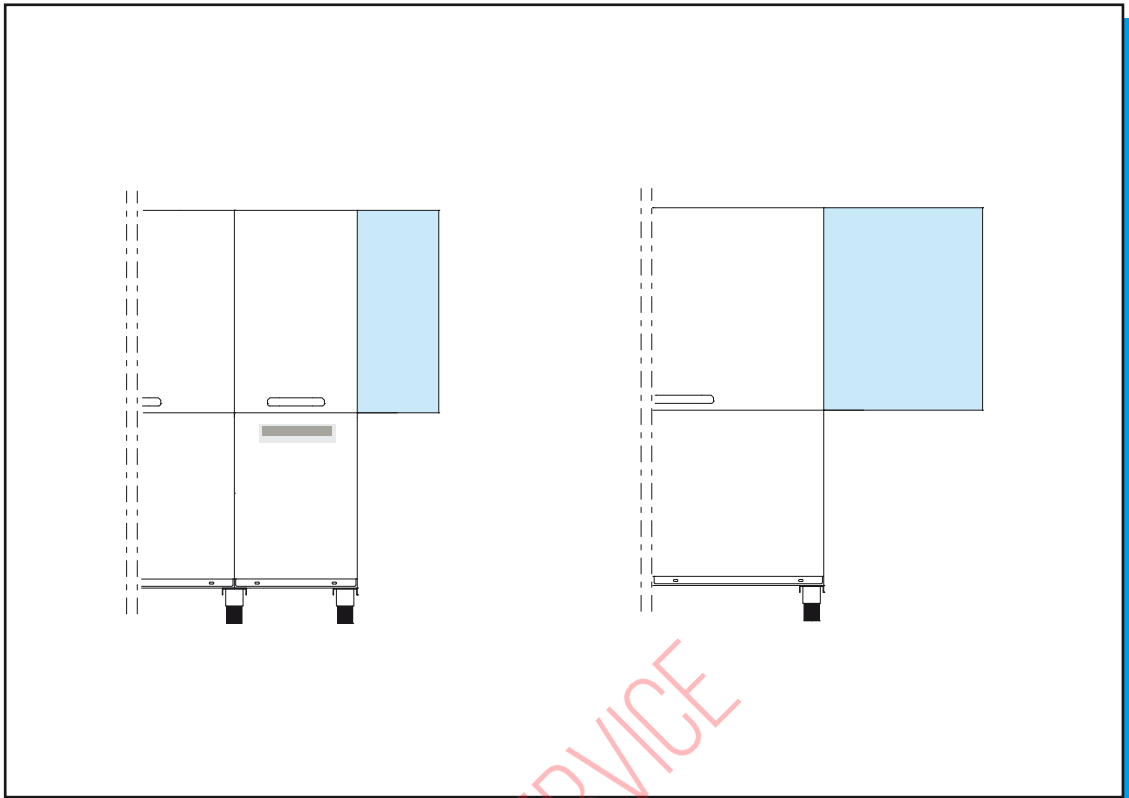
[www.platonservice.com](http://www.platonservice.com)



**PLATON**SERVICE

8 (800) 500-34-41

[www.platonservice.com](http://www.platonservice.com)



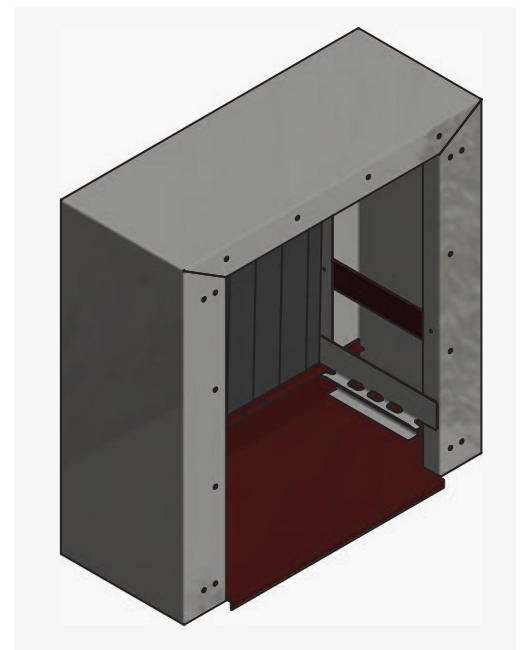
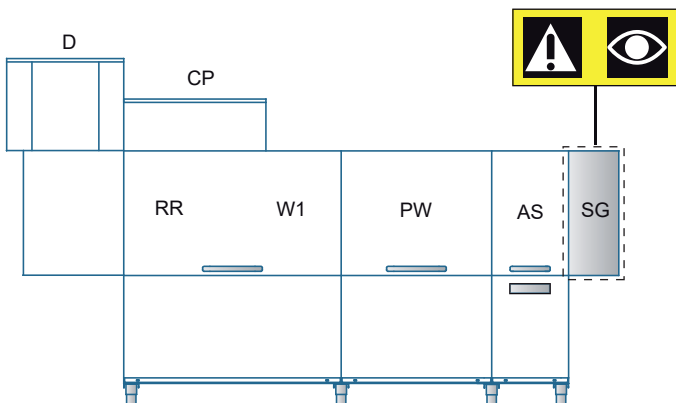
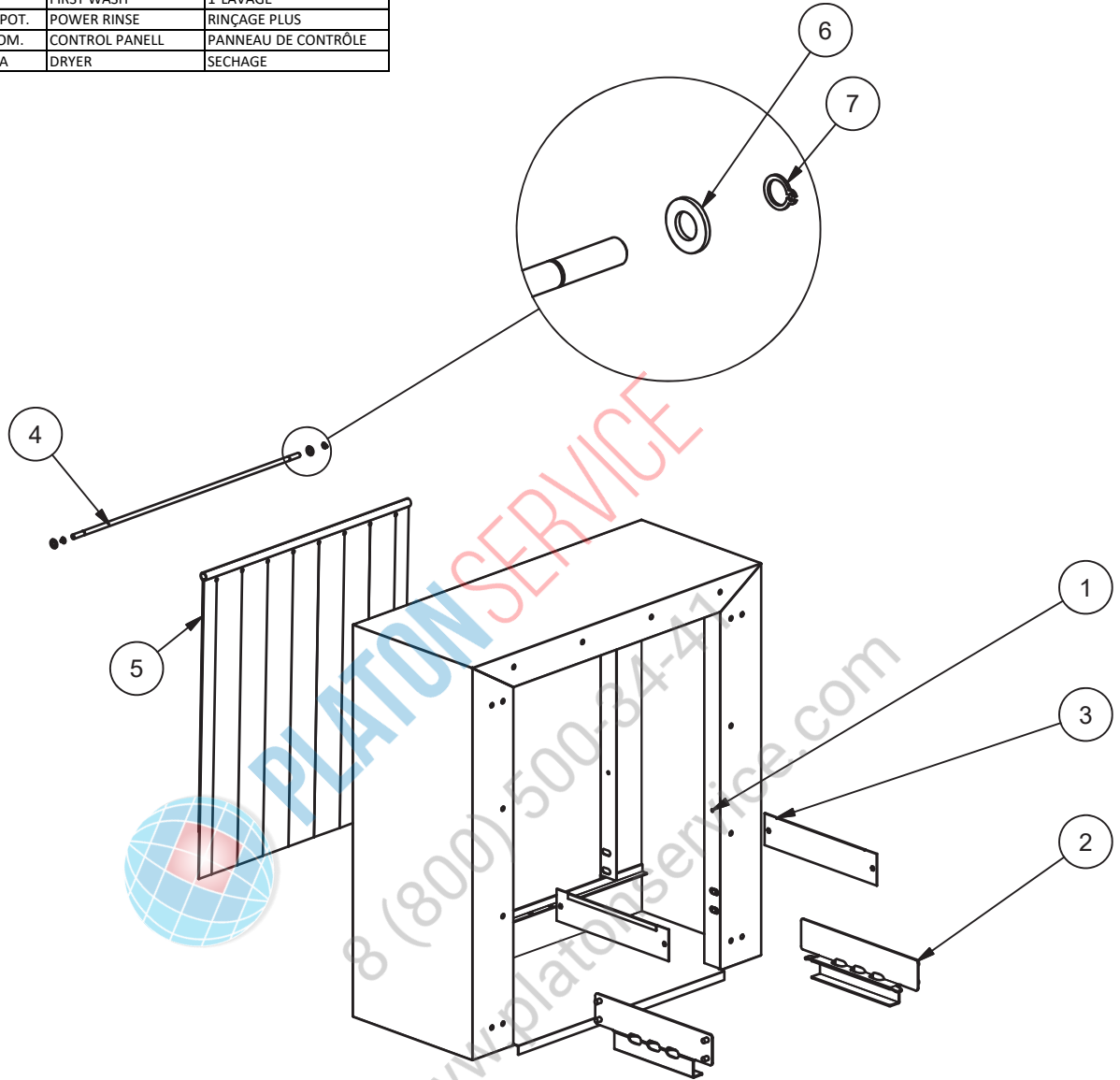
-  — **MODULO PARASPRUZZI**
-  — **SPLASH ZONE**
-  — **SAS**



PLATON SERVICE  
8 (800) 500 34 11  
www.platonservice.com

ITEM / ID	(IT)	(EN)	(FR)
SG	PARASPRUZZI	SPLASH ZONE	SAS
AS	PRELAUTOMATICO	PRE-WASH SHOWER	PRELAVAGE AUT.+TIROR
PW	PRELAVAGGIO	PRE-WASH	PRÉLAVAGE
W2	2°LAVAGGIO	SECOND WASH	2°LAVAGE
W1	1°LAVAGGIO	FIRST WASH	1°LAVAGE
RR	RISCIACQUO POT.	POWER RINSE	RINÇAGE PLUS
CP	PANNELLO COM.	CONTROL PANELL	PANNEAU DE CONTRÔLE
D	ASCIUGATURA	DRYER	SECHAGE

DWG-55171  
Rev.





ITEM / ID	CODICE / P-code	DESCRIZIONE (IT)	Q.TA'/Q.TY
1	DW3073035	FASCIAME PARASPRUZZI	1
2	DW3070011	ASSIEME GUIDA CESTO	2
3	DW3070161	PARATIA PER TENDINA	2
4	DW3071069	ASSE TENDINA ESTERNA	1
5	DW3071070	TENDINA PARASPRUZZI	1
6	DW11185	RONDELLA 8X16 PIANA INOX DIN125	2
7	DW11815	SEEGER DIAM.8 INOX UNI7435	2



**PLATON SERVICE**

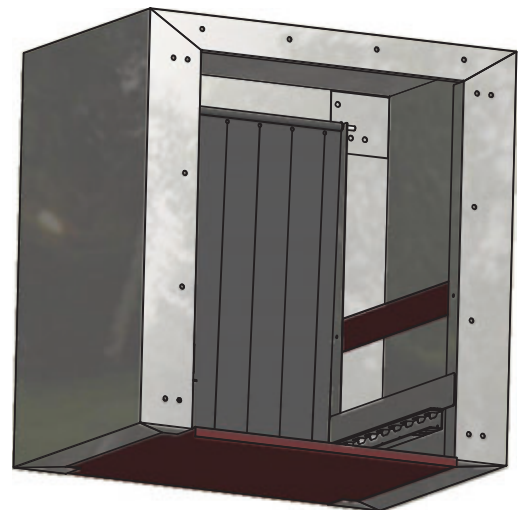
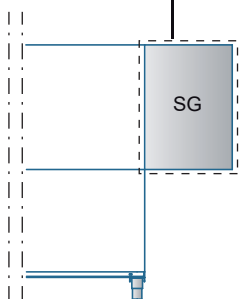
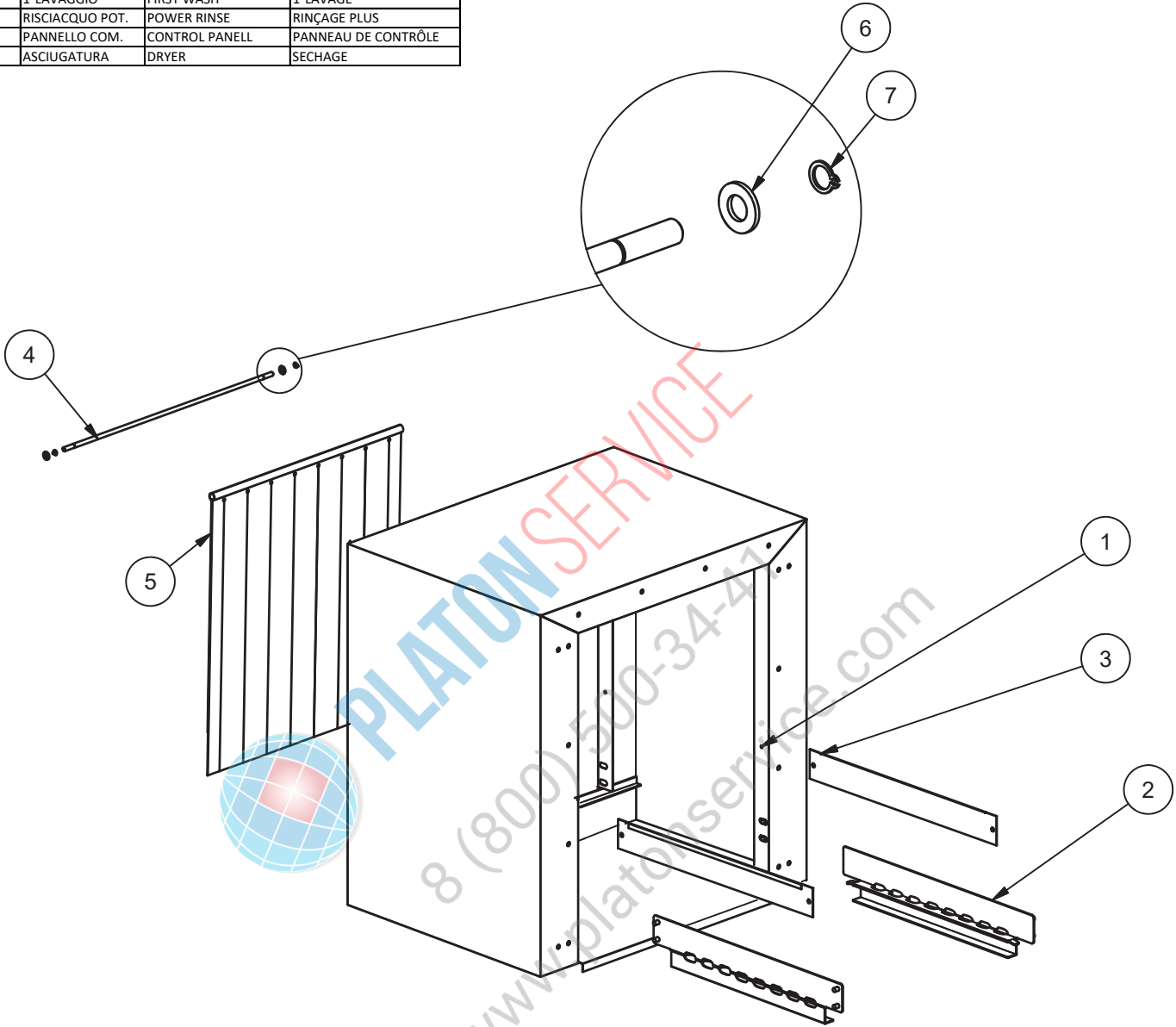
8 (800) 500-34-47

[www.platonservice.com](http://www.platonservice.com)



ITEM / ID	(IT)	(EN)	(FR)
SG	PARASPRUZZI	SPLASH ZONE	SAS
AS	PREL.AUTOMATICO	PRE-WASH SHOWER	PRELAVAGE AUT.+TIROR
PW	PRELAVAGGIO	PRE-WASH	PRÉLAVAGE
W2	2°LAVAGGIO	SECOND WASH	2°LAVAGE
W1	1°LAVAGGIO	FIRST WASH	1°LAVAGE
RR	RISCIACQUO POT.	POWER RINSE	RINÇAGE PLUS
CP	PANNELLO COM.	CONTROL PANELL	PANNEAU DE CONTRÔLE
D	ASCIUGATURA	DRYER	SECHAGE

DWG-55172  
Rev.





ITEM / ID	CODICE / P-code	DESCRIZIONE (IT)	Q.TA'/Q.TY
1	DW3073037	FASCIAME PARASPRUZZI	1
2	DW3070013	ASSIEME GUIDA CESTO	2
3	DW3070162	PARATIA PER TENDINA	2
4	DW3071069	ASSE TENDINA ESTERNA	1
5	DW3071070	TENDINA PARASPRUZZI	1
6	DW11185	RONDELLA 8X16 PIANA INOX DIN125	2
7	DW11815	SEEGER DIAM.8 INOX UNI7435	2



PLATON SERVICE

8 (800) 500-34-47

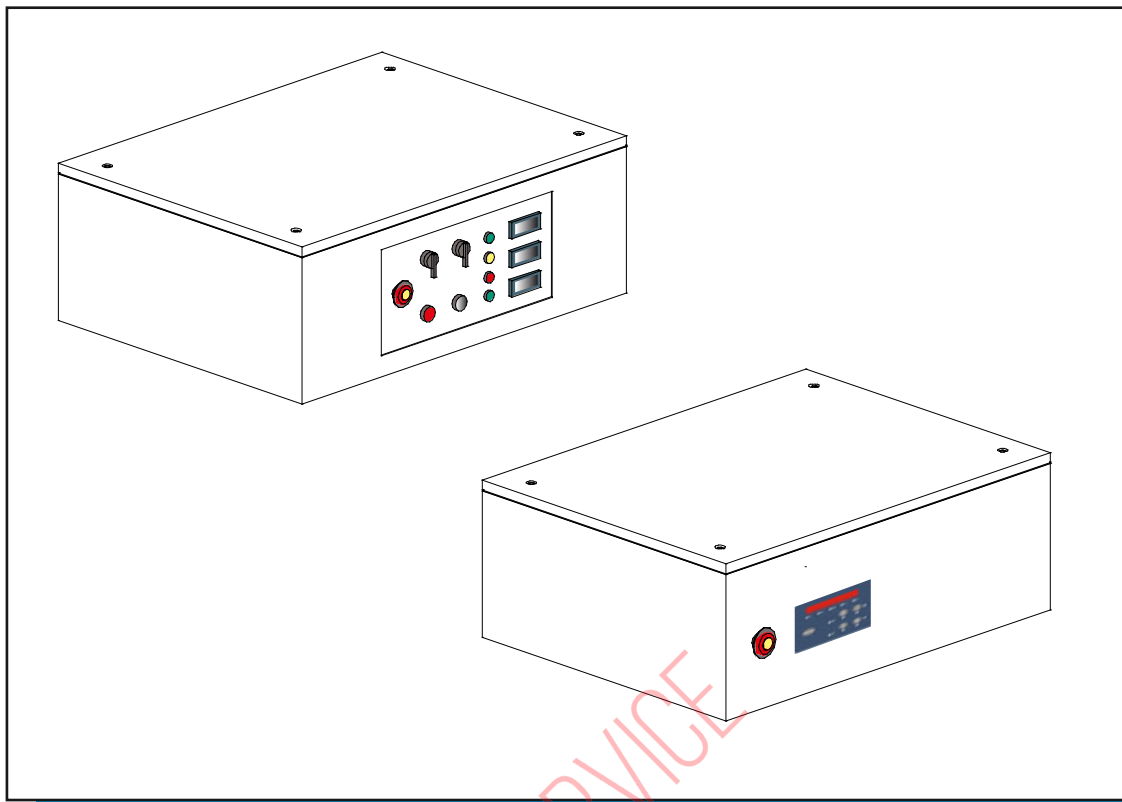
[www.platonservice.com](http://www.platonservice.com)



**PLATON**SERVICE

8 (800) 500-34-47

[www.platonservice.com](http://www.platonservice.com)



— **PANNELLO COMANDI**



— **CONTROL PANEL**



— **PANNEAU DE CONTRÔLE**



PLATON SERVICE  
8 (800) 500 324  
www.platonservice.com



PANNELLI DI CHIUSURA



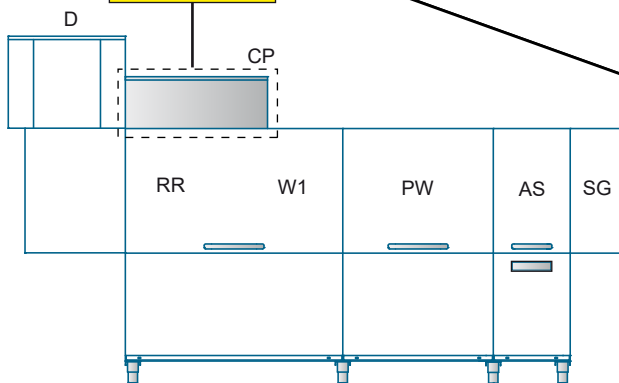
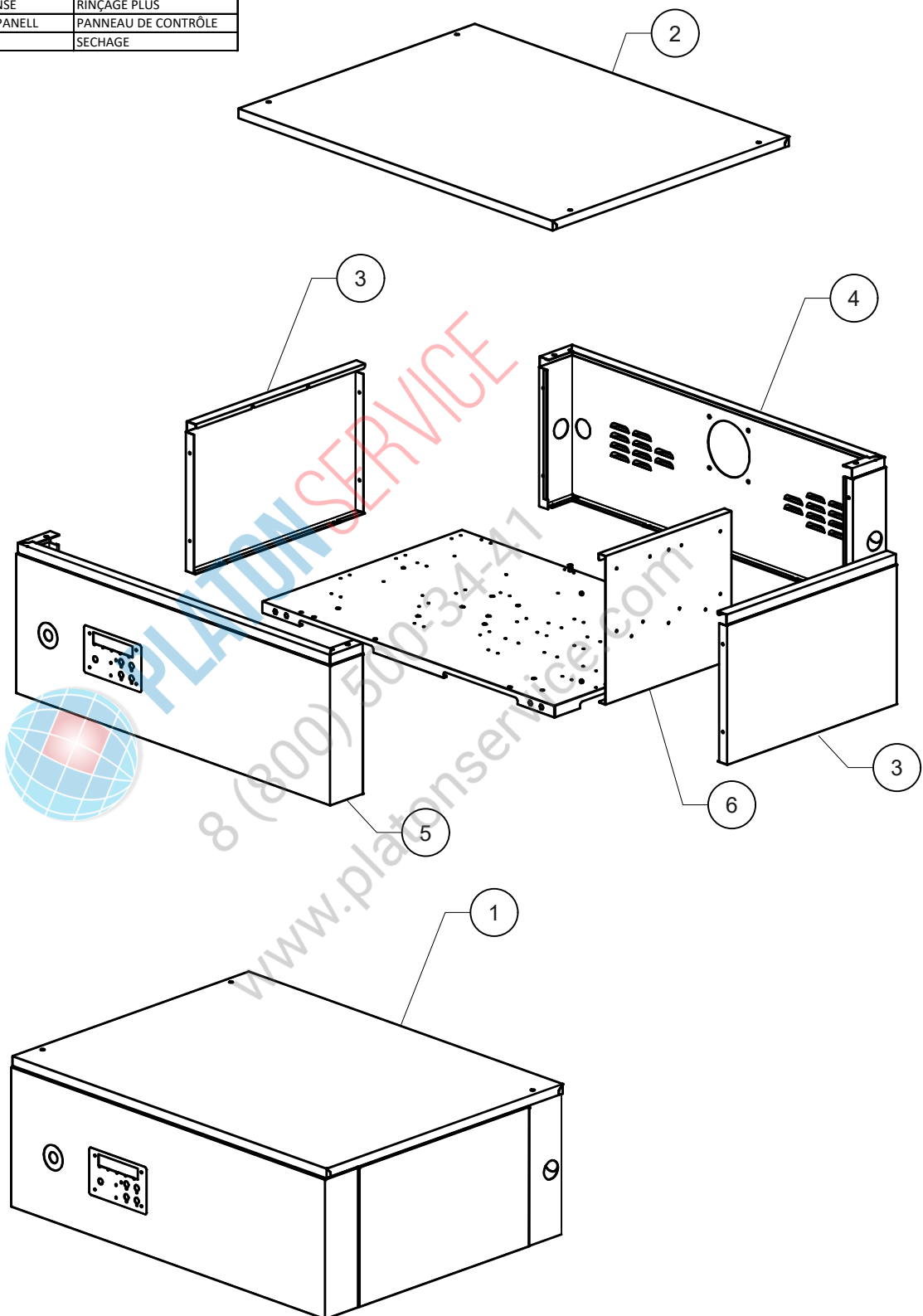
CLOSING PANELS



PANNEAUX DE FERMETURE

ITEM / ID	(IT)	(EN)	(FR)
SG	PARASPRUZZI	SPLASH ZONE	SAS
AS	PREL.AUTOMATICO	PRE-WASH SHOWER	PRELAVAGE AUT.+TIROR
PW	PRELAVAGGIO	PRE-WASH	PRÉLAVAGE
W2	2°LAVAGGIO	SECOND WASH	2°LAVAGE
W1	1°LAVAGGIO	FIRST WASH	1°LAVAGE
RR	RISCIACQUO POT.	POWER RINSE	RINÇAGE PLUS
CP	PANNELLO COM.	CONTROL PANELL	PANNEAU DE CONTRÔLE
D	ASCIUGATURA	DRYER	SECHAGE

01\_002\_e  
Rev.

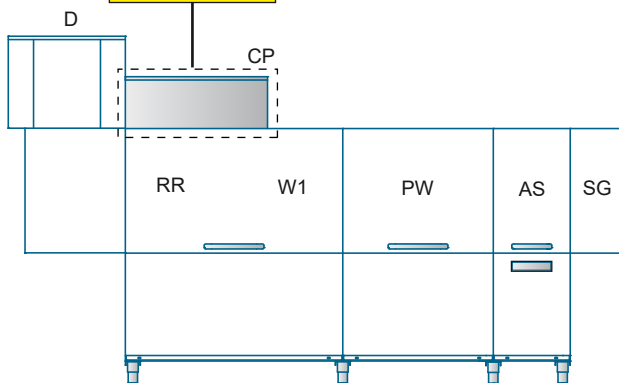
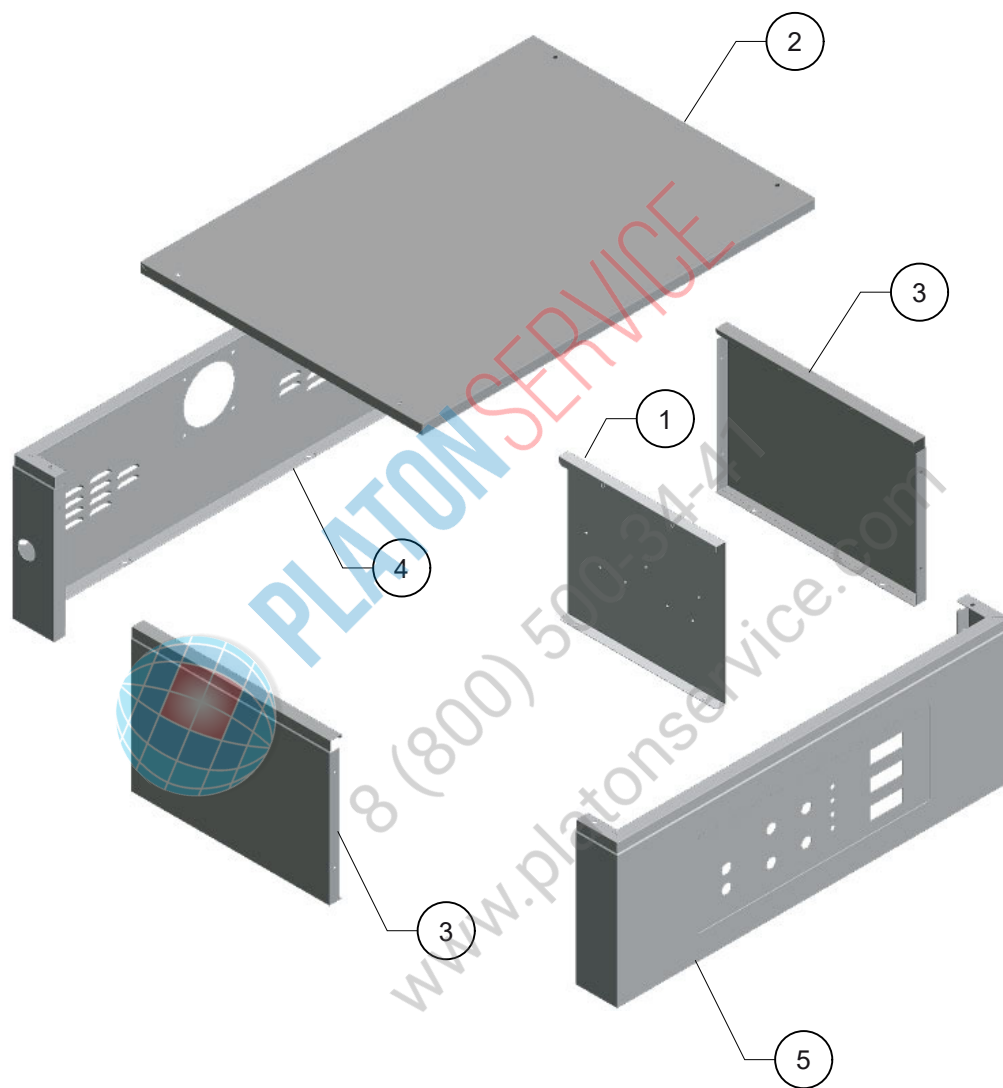






ITEM / ID	(IT)	(EN)	(FR)
SG	PARASPRUZZI	SPLASH ZONE	SAS
AS	PREL.AUTOMATICO	PRE-WASH SHOWER	PRELAVAGE AUT.+TIROR
PW	PRELAVAGGIO	PRE-WASH	PRÉLAVAGE
W2	2°LAVAGGIO	SECOND WASH	2°LAVAGE
W1	1°LAVAGGIO	FIRST WASH	1°LAVAGE
RR	RISCIACQUO POT.	POWER RINSE	RINÇAGE PLUS
CP	PANNELLO COM.	CONTROL PANELL	PANNEAU DE CONTRÔLE
D	ASCIUGATURA	DRYER	SECHAGE

01\_020\_e  
Rev.

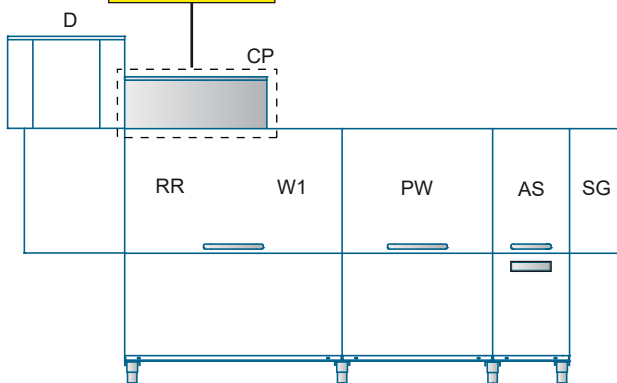
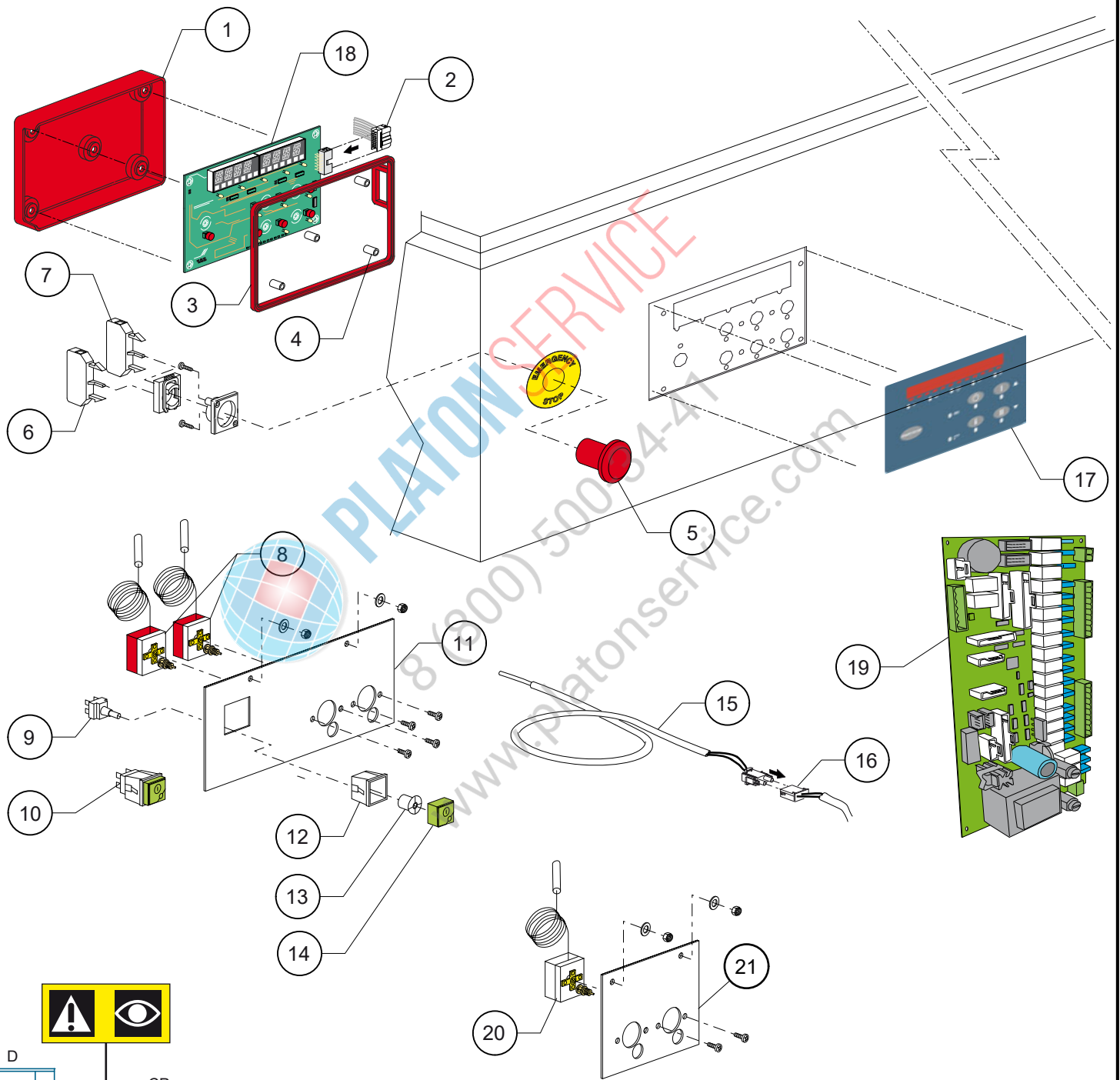






ITEM / ID	(IT)	(EN)	(FR)
SG	PARASPRUZZI	SPLASH ZONE	SAS
AS	PREL.AUTOMATICO	PRE-WASH SHOWER	PRELAVAGE AUT.+TIROR
PW	PRELAVAGGIO	PRE-WASH	PRÉLAVAGE
W2	2°LAVAGGIO	SECOND WASH	2°LAVAGE
W1	1°LAVAGGIO	FIRST WASH	1°LAVAGE
RR	RISCIACQUO POT.	POWER RINSE	RINÇAGE PLUS
CP	PANNELLO COM.	CONTROL PANELL	PANNEAU DE CONTRÔLE
D	ASCIUGATURA	DRYER	SECHAGE

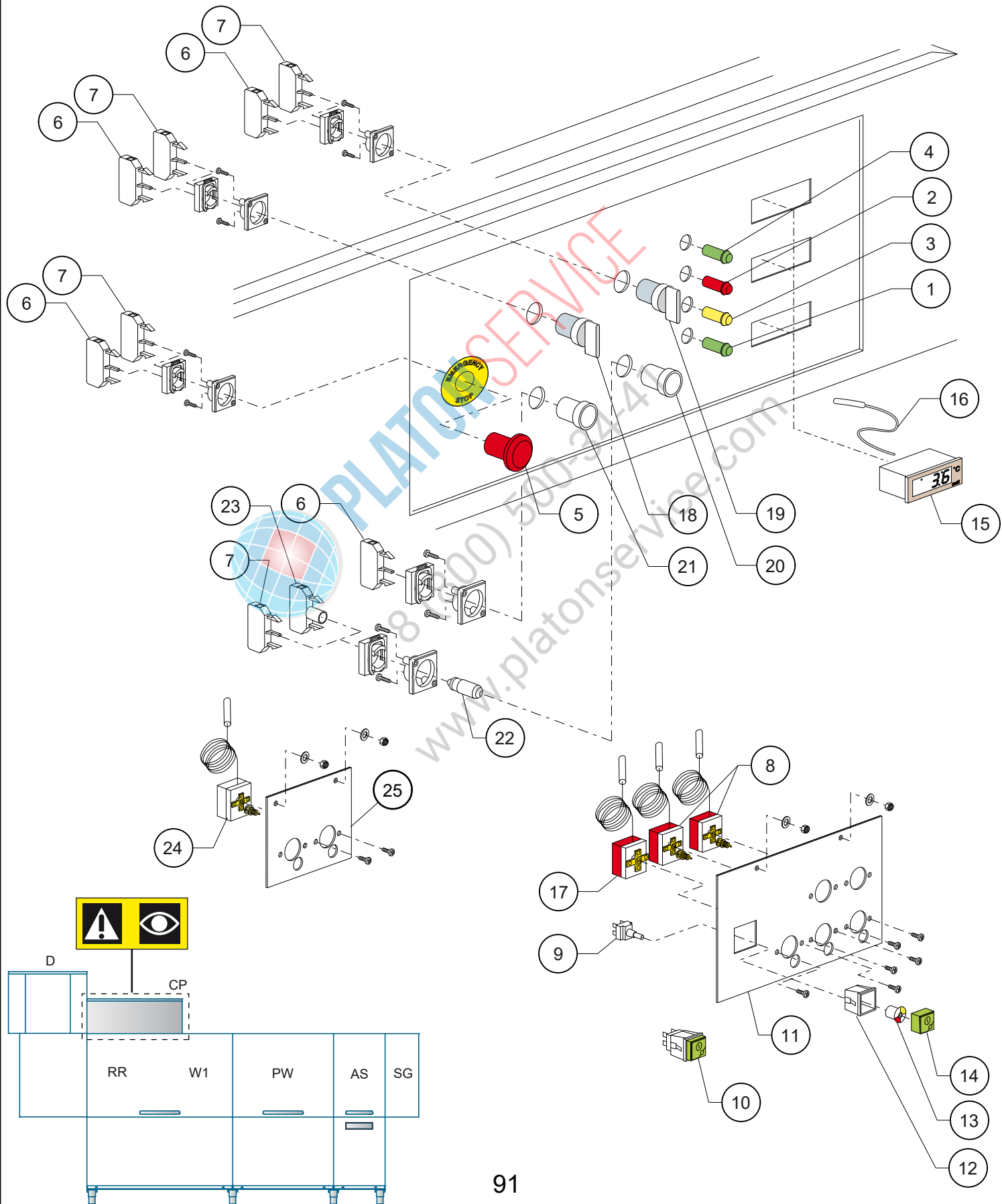
01\_001\_e  
Rev.





ITEM / ID	(IT)	(EN)	(FR)
SG	PARASPRUZZI	SPLASH ZONE	SAS
AS	PREL.AUTOMATICO	PRE-WASH SHOWER	PRELAVAGE AUT.+TIROR
PW	PRELAVAGGIO	PRE-WASH	PRÉLAVAGE
W2	2°LAVAGGIO	SECOND WASH	2°LAVAGE
W1	1°LAVAGGIO	FIRST WASH	1°LAVAGE
RR	RISCIACQUO POT.	POWER RINSE	RINÇAGE PLUS
CP	PANNELLO COM.	CONTROL PANELL	PANNEAU DE CONTRÔLE
D	ASCIUGATURA	DRYER	SECHAGE

01\_019\_e  
Rev.





ITEM / ID	CODICE / P-code	DESCRIZIONE (IT)	Q.TA'/Q.TY
1	DW3002066	GEMMA VERDE	1
2	DW3002065	GEMMA ROSSA	1
3	DW3002067	GEMMA GIALLA	1
4	DW3002066	GEMMA VERDE	1
5	DW3002050	PULSANTE DI EMERGENZA	1
6	DW3002056	CONTATTO 1NC	4
7	DW3002054	CONTATTO 1NO	4
8	DW2000430	TERMOSTATO SICUREZZA	2
9	DW15812	INTERRUPTORE	1
10	DW15849	TASTO COMPLETO	1
11	DW3009114	STAFFA FISSAGGIO TERMOSTATI	1
12	DW15815	SUPPORTO TASTO	1
13	DW15824	CAMMA ARANCIO-VERDE	1
14	DW15874	TASTO VERDE	1
15	DW3006120	TERMOSTATO DIGITALE	3
16	DW3006121	SONDA TERMOSTATO DIGITALE	3
17	DW10707/1	TERMOSTATO 0-90°	1
18	DW2000311	SELETTORE 1-2 VELOCITA'	1
19	DW2000310	SELETTORE ON/OFF	1
20	DW2000284	PULSANTE LUMINOSO VERDE	1
21	DW30002055	PULSANTE ROSSO	1
22	DW3002068	LAMPADINA	1
23	DW2000234	PORTA LAMPADA	1
24	DW3072158	TERMOSTATO	1
25	DW3070350	STAFFA TERMOSTATO	1



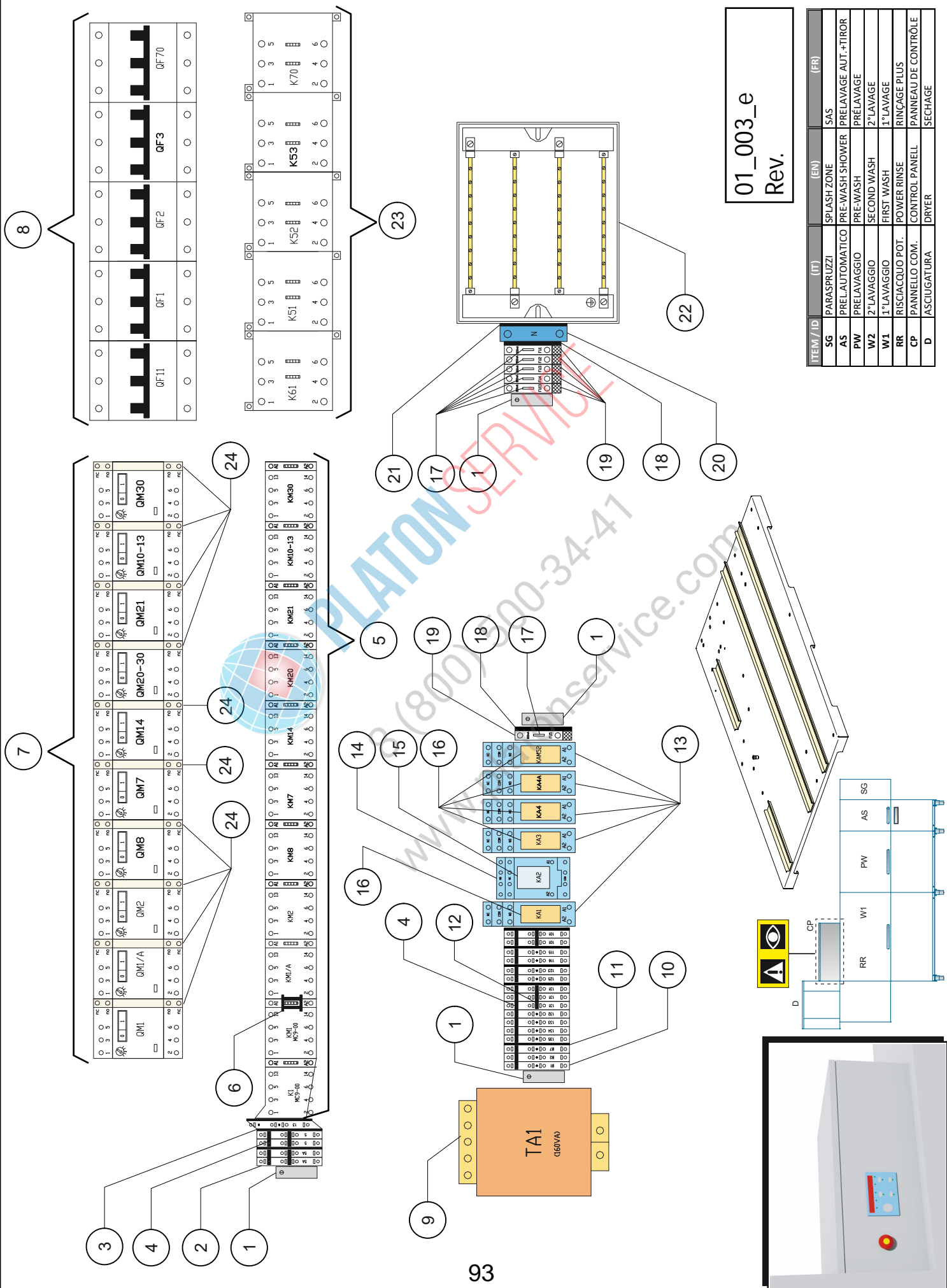
COMPONENTI ELET.



ELECTRIC PARTS



COMPOSANTS ÉLECT.



01\_003\_e  
Rev.

ITEM / ID	(IT)	(EN)	(FR)
SG	PARAPRUIZI	SPLASH ZONE	SAS
AS	PREL AUTOMATICO	PRE-WASH SHOWER	PRELAVAGE AUT. +TIROR
PW	PRELAVAGGIO	PRE-WASH	PRELAVAGE
W2	2° LAVAGGIO	SECOND WASH	2° LAVAGE
W1	1° LAVAGGIO	FIRST WASH	1° LAVAGE
RR	RISCIAQUO POT.	POWER RINSE	RINÇAGE PLUS
CP	PANNELLO COM.	CONTROL PANEL	PANNEAU DE CONTRÔLE
D	ASCIUGATURA	DRYER	SECHAGE





ITEM / ID	CODICE / P-code	DESCRIZIONE (IT)	Q.TA'/Q.TY
1	DW3006093	FERMO GUIDA DIN	4
2	DW3071122	MORSETTO DOPPIO A MOLLA 2.5 mm <sup>2</sup> (ZDK 2.5 )	5
3	DW3071124	PIASTRINA TERMINALE PER MORSETTO (ZAP/TW)	3
4	DW3071123	PONTE DI COLLEGAMENTO PER MORSETTIERA A (ZQV)	---
5	DW2000370	TELERUTTORE MC9	---
6	DW3006153	INTERBLOCCO MECCANICO	1
7	NC	SALVAMOTORE	---
8	NC	MAGNETOTERMICO	---
9	DW3006060	TRASFORMATORE 160VA	1
10	DW3071122	MORSETTO DOPPIO A MOLLA 2.5 mm <sup>2</sup> (ZDK 2.5 )	16
11	DW3071123	PIASTRINA TERMINALE PER MORSETTO (ZAP/TW)	5
12	DW3071124	PONTE DI COLLEGAMENTO PER MORSETTIERA A (ZQV)	---
13	DW3006079	BASE RELÉ MODUL. 2C/24V	5
14	DW3071140	RELÉ MODUL. 4C/DEV 24V 7A	1
15	DW3071141	BASE RELÉ MODUL. 4C/24V 10A	1
16	DW3006078	RELÉ	5
17	NC	FUSIBILI	6
18	DW3006144	PIASTRINA DI CHIUSURA PER PORTA FUSIBILE	2
19	DW3006147	PORTA FUSIBILE	6
20	DW3006156	MORSETTO NEUTRO BLU 35 mm <sup>2</sup>	1
21	DW3006084	PIASTRINA DI CHIUSURA MORSETTO 35 mm <sup>2</sup>	1
22	DW3071168	MORSETTIERA	1
23	DW2000385	TELERUTTORE BF20	5
24	DW3006080	CONTATTO AUSILIARIO LMS25	10

7	DW2000389	INT. SALVAMOTORE MAGNETOTERMICO 0,63 - 1A	---
7	DW2000390	INT. SALVAMOTORE MAGNETOTERMICO 1 - 1,6A	---
7	DW2000393	INT. SALVAMOTORE MAGNETOTERMICO 1,6 - 2,5A	---
7	DW2000394	INT. SALVAMOTORE MAGNETOTERMICO 2,5 - 4A	---
7	DW2000400	INT. SALVAMOTORE MAGNETOTERMICO 4 - 6,3A	---
7	DW2000395	INT. SALVAMOTORE MAGNETOTERMICO 6,3 - 10A	---
7	DW2000396	INT. SALVAMOTORE MAGNETOTERMICO 10 - 16A	---
7	DW2000413	INT. SALVAMOTORE MAGNETOTERMICO 14 - 20A	---

8	DW2000412	INT. MAGNETOTERMICO 10A	---
8	DW2000407	INT. MAGNETOTERMICO 16A	---
8	DW2000403	INT. MAGNETOTERMICO 20A	---
8	DW2000404	INT. MAGNETOTERMICO 25A	---
8	DW2000408	INT. MAGNETOTERMICO 32A	---
8	DW2000409	INT. MAGNETOTERMICO 40A	---



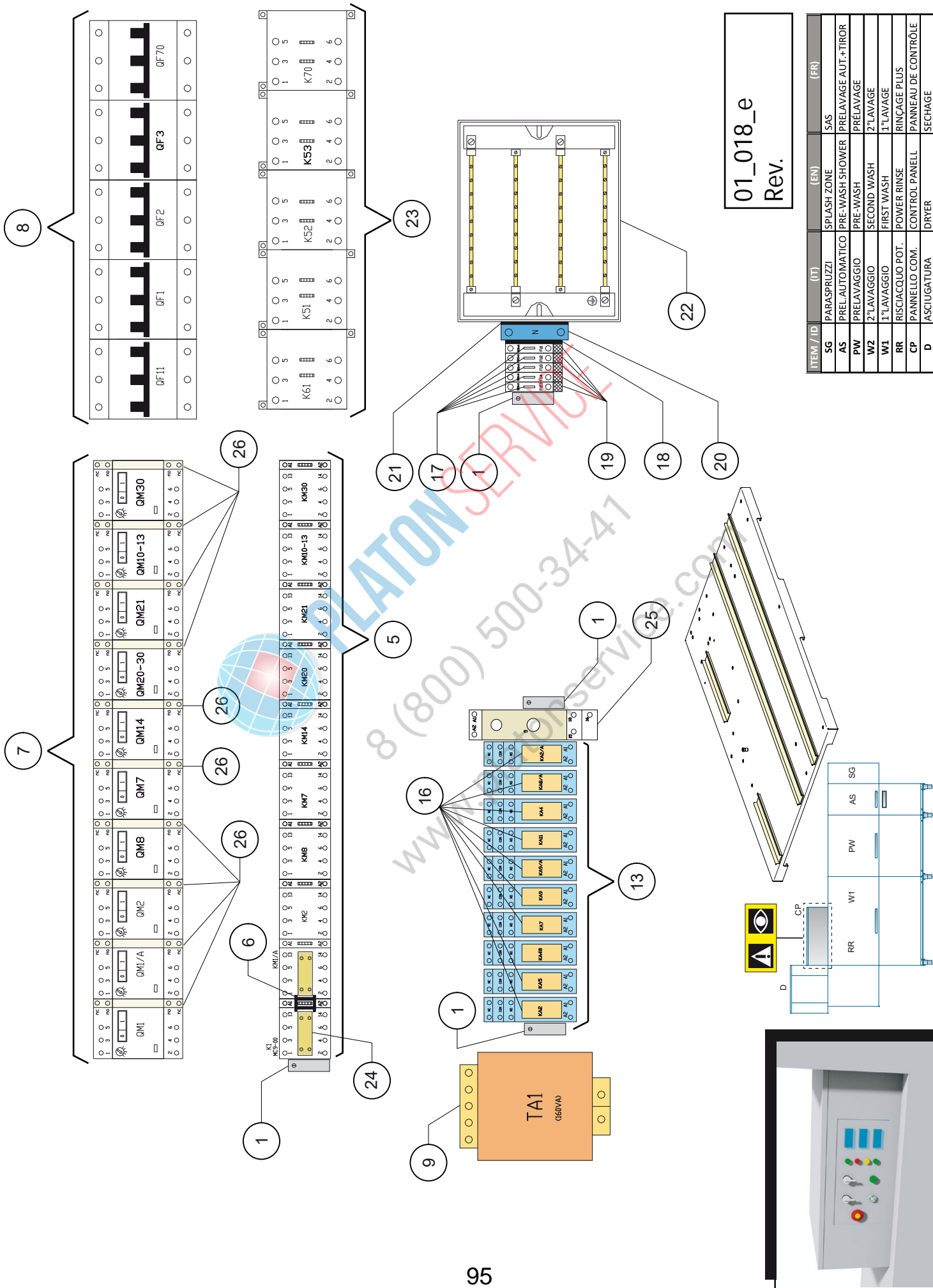
COMPONENTI ELET.



ELECTRIC PARTS

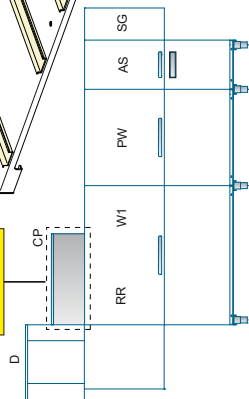


COMPOSANTS ÉLECT.



01\_018\_e  
Rev.

ITEM / ID	(IT)	(EN)	(FR)
SG	PARASPRUZZI	SPLASH ZONE	SAS
AS	PREL-AUTOMATICO	PRE-WASH SHOWER	PRÉLAVAGE AUT.+TIROR
PW	PRELAVAGGIO	PRE-WASH	PRÉLAVAGE
W2	2°LAVAGGIO	SECOND WASH	2°LAVAGE
W1	1°LAVAGGIO	FIRST WASH	1°LAVAGE
RR	RISCIACQUO POT.	POWER RINSE	RINÇAGE PLUS
CP	PANNELLO COM.	CONTROL PANEL	PANNEAU DE CONTRÔLE
D	ASCIUGATURA	DRYER	SECHAGE







ITEM / ID	CODICE / P-code	DESCRIZIONE (IT)	Q.TA'/Q.TY
1	DW3006093	FERMO GUIDA DIN	4
5	DW2000370	TELERUTTORE MC9	---
6	DW3006153	INTERBLOCCO MECCANICO	1
7	NC	SALVAMOTORE	---
8	NC	MAGNETOTERMICO	---
9	DW3006060	TRASFORMATORE 160VA	1
13	DW3006079	BASE RELÉ MODUL. 2C/24V	5
16	DW3006078	RELÉ	5
17	NC	FUSIBILI	6
18	DW3006144	PIASTRINA DI CHIUSURA PER PORTA FUSIBILE	2
19	DW3006147	PORTA FUSIBILE	6
20	DW3006156	MORSETTO NEUTRO BLU 35 mm <sup>2</sup>	1
21	DW3006084	PIASTRINA DI CHIUSURA MORSETTO 35 mm <sup>2</sup>	1
22	DW3071168	MORSETTIERA	1
23	DW2000385	TELERUTTORE BF20	5
24	DW3006068	CONTATTO AUSILIARIO PER MC9 1NO-1NC	2
25	DW3006226	RELÉ TEMPORIZZATO AUTOTIMER 24V	1
26	DW3006080	CONTATTO AUSILIARIO LMS25	10

7	DW2000389	INT. SALVAMOTORE MAGNETOTERMICO 0,63 - 1A	---
7	DW2000390	INT. SALVAMOTORE MAGNETOTERMICO 1 - 1,6A	---
7	DW2000393	INT. SALVAMOTORE MAGNETOTERMICO 1,6 - 2,5A	---
7	DW2000394	INT. SALVAMOTORE MAGNETOTERMICO 2,5 - 4A	---
7	DW2000400	INT. SALVAMOTORE MAGNETOTERMICO 4 - 6,3A	---
7	DW2000395	INT. SALVAMOTORE MAGNETOTERMICO 6,3 - 10A	---
7	DW2000396	INT. SALVAMOTORE MAGNETOTERMICO 10 - 16A	---
7	DW2000413	INT. SALVAMOTORE MAGNETOTERMICO 14 - 20A	---

8	DW2000412	INT. MAGNETOTERMICO 10A	---
8	DW2000407	INT. MAGNETOTERMICO 16A	---
8	DW2000403	INT. MAGNETOTERMICO 20A	---
8	DW2000404	INT. MAGNETOTERMICO 25A	---
8	DW2000408	INT. MAGNETOTERMICO 32A	---
8	DW2000409	INT. MAGNETOTERMICO 40A	---

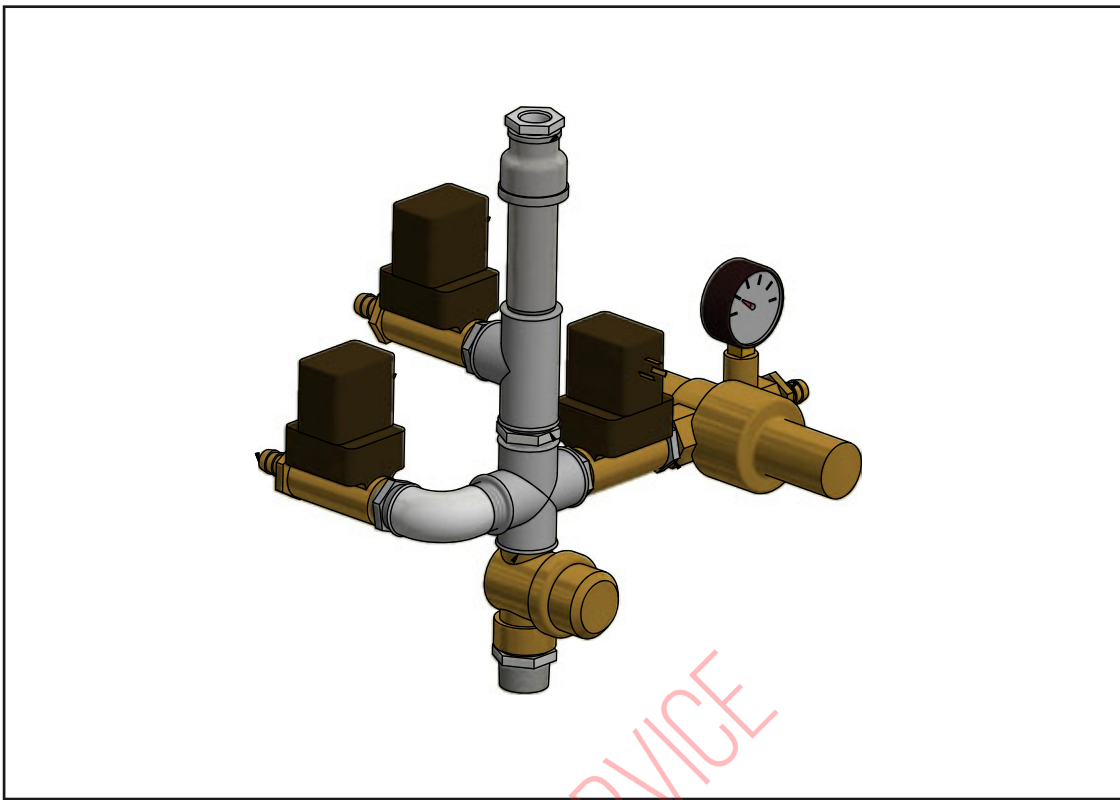




**PLATON**SERVICE

8 (800) 500-34-47

[www.platonservice.com](http://www.platonservice.com)



GRUPPO VALVOLE



SOLENOID VALVES ASSEMBLY

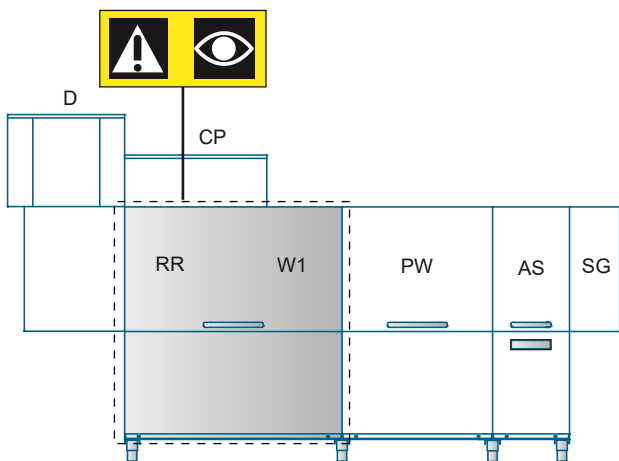
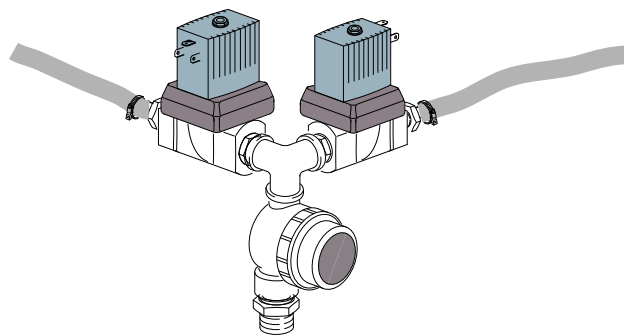
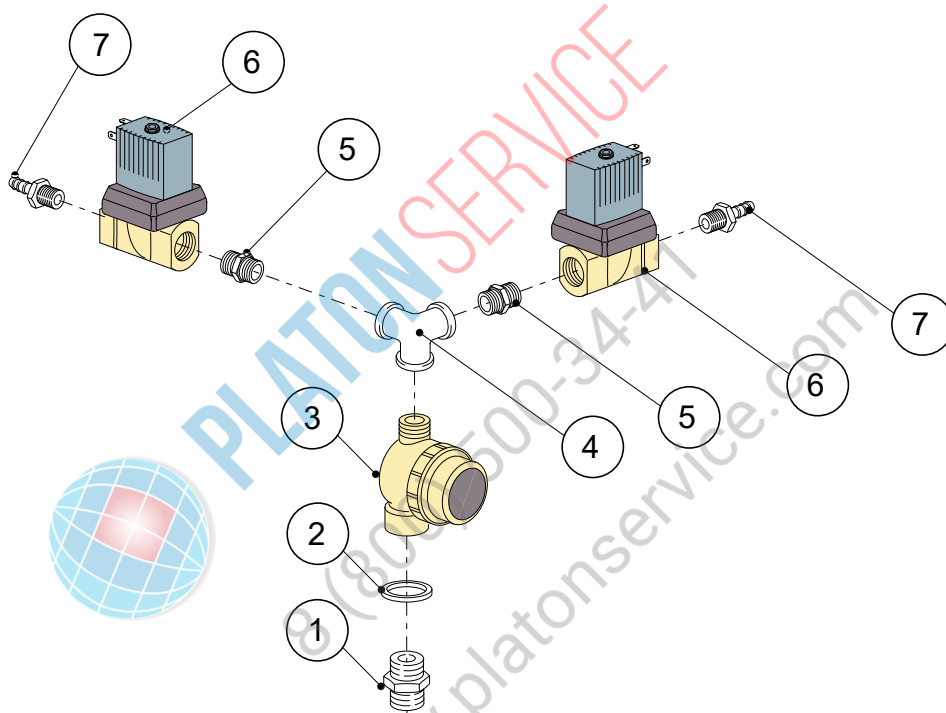


ENSEMBLE VANNES



PLATON SERVICE  
8 (800) 500 254  
www.platonservice.com

DWG-DOPPIA NO RISC  
Rev.



ITEM / ID	(IT)	(EN)	(FR)
SG	PARASPRUZZI	SPLASH ZONE	SAS
AS	PREL.AUTOMATICO	PRE-WASH SHOWER	PRELAVAGE AUT.+TIROR
PW	PRELAVAGGIO	PRE-WASH	PRÉLAVAGE
W2	2°LAVAGGIO	SECOND WASH	2°LAVAGE
W1	1°LAVAGGIO	FIRST WASH	1°LAVAGE
RR	RISCIACQUO POT.	POWER RINSE	RINÇAGE PLUS
CP	PANNELLO COM.	CONTROL PANELL	PANNEAU DE CONTRÔLE
D	ASCIUGATURA	DRYER	SECHAGE



ITEM / ID	CODICE / P-code	DESCRIZIONE (IT)	Q.TA'/Q.TY
1	DW12025	NIPPLE 3/4" M-M	1
2	DW13326	GUARNIZIONE 38x27x2	1
3	DW2000121	FILTRO	1
4	DW3002143	GOMITO 3/4" F--F-F	1
5	DW3002145	NIPPLE DI RIDUZIONE 3/4"-1/2" M-M	2
6	DW300230	ELETTRIVALVOLA	2
7	DW12023	PORTA GOMMA 1/2" M Ø 12	2

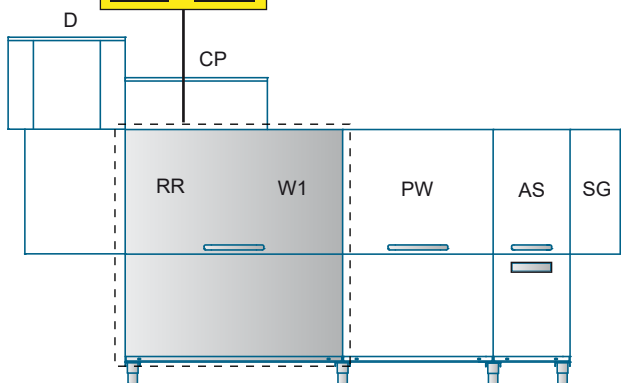
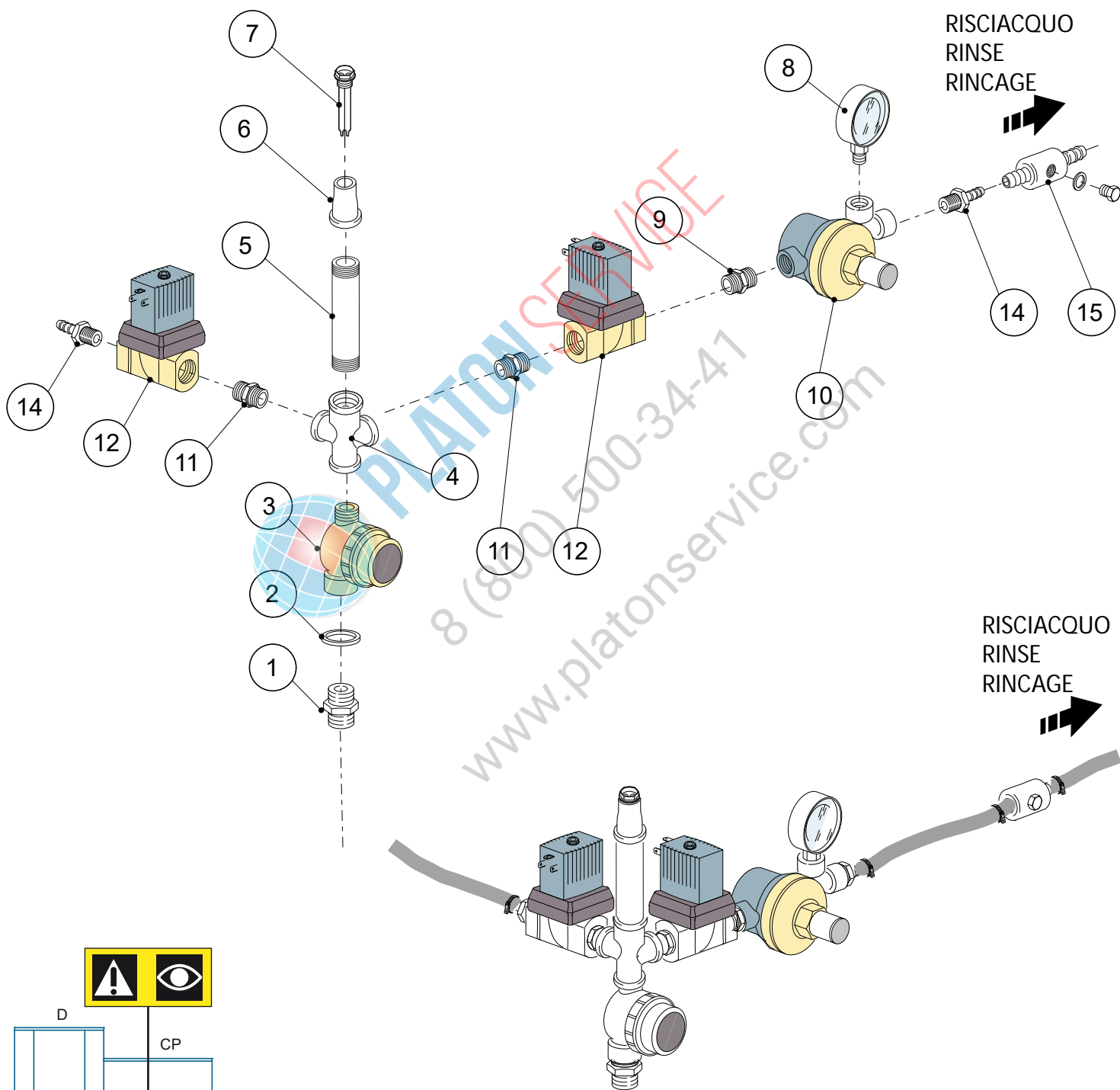


**PLATON SERVICE**

8 (800) 500-34-41

[www.platonservice.com](http://www.platonservice.com)

DWG-DOPPIA RISC  
Rev.



ITEM / ID	(IT)	(EN)	(FR)
SG	PARASPRUZZI	SPLASH ZONE	SAS
AS	PREL.AUTOMATICO	PRE-WASH SHOWER	PRELAVAGE AUT.+TIROR
PW	PRELAVAGGIO	PRE-WASH	PRÉLAVAGE
W2	2°LAVAGGIO	SECOND WASH	2°LAVAGE
W1	1°LAVAGGIO	FIRST WASH	1°LAVAGE
RR	RISCIACQUO POT.	POWER RINSE	RINÇAGE PLUS
CP	PANNELLO COM.	CONTROL PANELL	PANNEAU DE CONTRÔLE
D	ASCIUGATURA	DRYER	SECHAGE



ITEM / ID	CODICE / P-code	DESCRIZIONE (IT)	Q.TA'/Q.TY
1	DW12025	NIPPLE 3/4" M-M	1
2	DW13326	GUARNIZIONE 38x27x2	1
3	DW2000121	FILTRO	1
4	DW3002148	RACCORDO 3/4" F-F-F-F	1
5	DW3002179	PROLUNGA L=80mm 3/4" M-M	1
6	DW12026	NIPPLE DI RIDUZIONE 3/4"-1/2" F-F	1
7	DW10200270	PORTA SONDA DOPPIO	1
8	DW2000244	MANOMETRO VERTICALE	1
9	DW10200208	NIPPLE	1
10	DW2000364	RIDUTTORE DI PRESSIONE	1
11	DW3002145	NIPPLE DI RIDUZIONE 3/4"-1/2" M-M	2
12	DW3002030	ELETTRIVALVOLA	2
14	DW12023	PORTA GOMMA 1/2" M Ø 12	2
15	DW3003906	CONNESSIONE A "T"	1

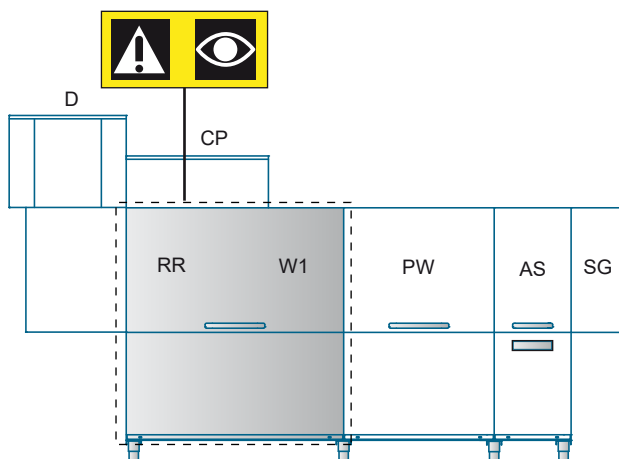
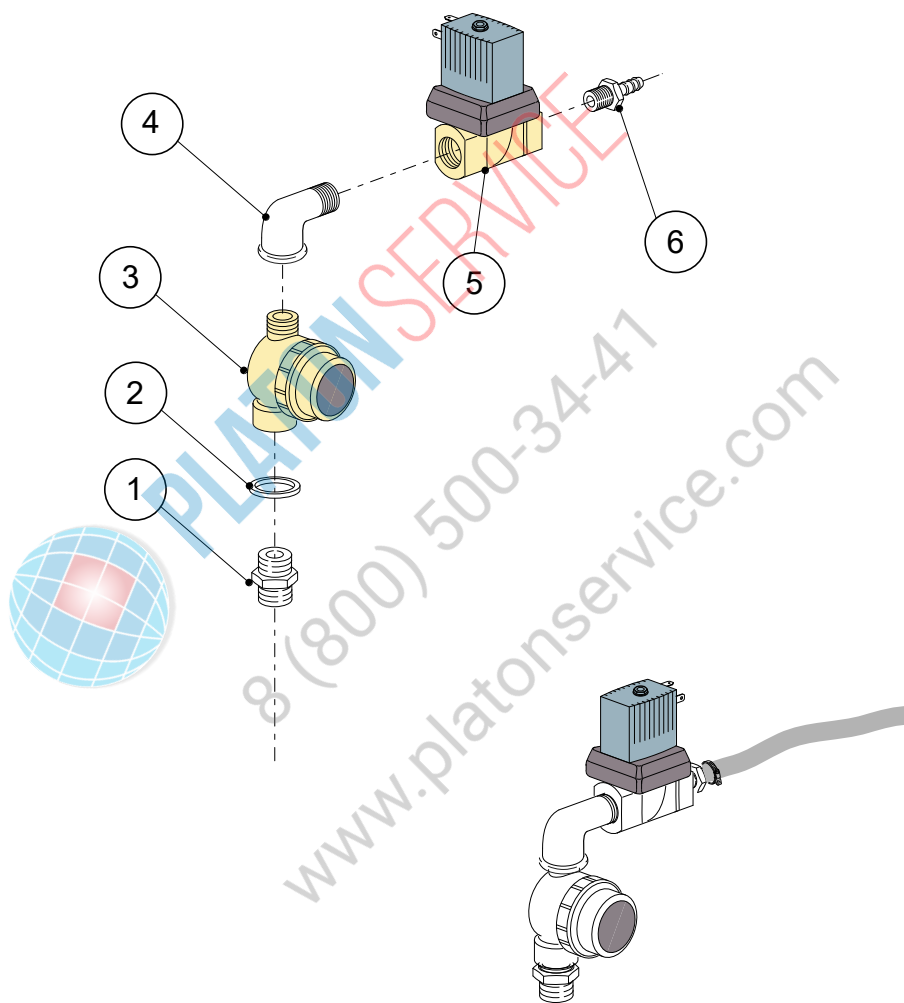


PLATON SERVICE

8 (800) 500-34-47

www.platonservice.com

DWG-SING NO RISC  
Rev.



ITEM / ID	(IT)	(EN)	(FR)
SG	PARASPRUZZI	SPLASH ZONE	SAS
AS	PREL.AUTOMATICO	PRE-WASH SHOWER	PRELAVAGE AUT.+TIROR
PW	PRELAVAGGIO	PRE-WASH	PRÉLAVAGE
W2	2°LAVAGGIO	SECOND WASH	2°LAVAGE
W1	1°LAVAGGIO	FIRST WASH	1°LAVAGE
RR	RISCIACQUO POT.	POWER RINSE	RINÇAGE PLUS
CP	PANNELLO COM.	CONTROL PANELL	PANNEAU DE CONTRÔLE
D	ASCIUGATURA	DRYER	SECHAGE



ITEM / ID	CODICE / P-code	DESCRIZIONE (IT)	Q.TA'/Q.TY
1	DW12025	NIPPLE 3/4" M-M	1
2	DW13326	GUARNIZIONE 38x27x2	1
3	DW2000121	FILTRO	1
4	DW3002141	GOMITO	1
5	DW3002030	ELETTOVALVOLA	1
6	DW12023	PORTA GOMMA 1/2" M Ø 12	1



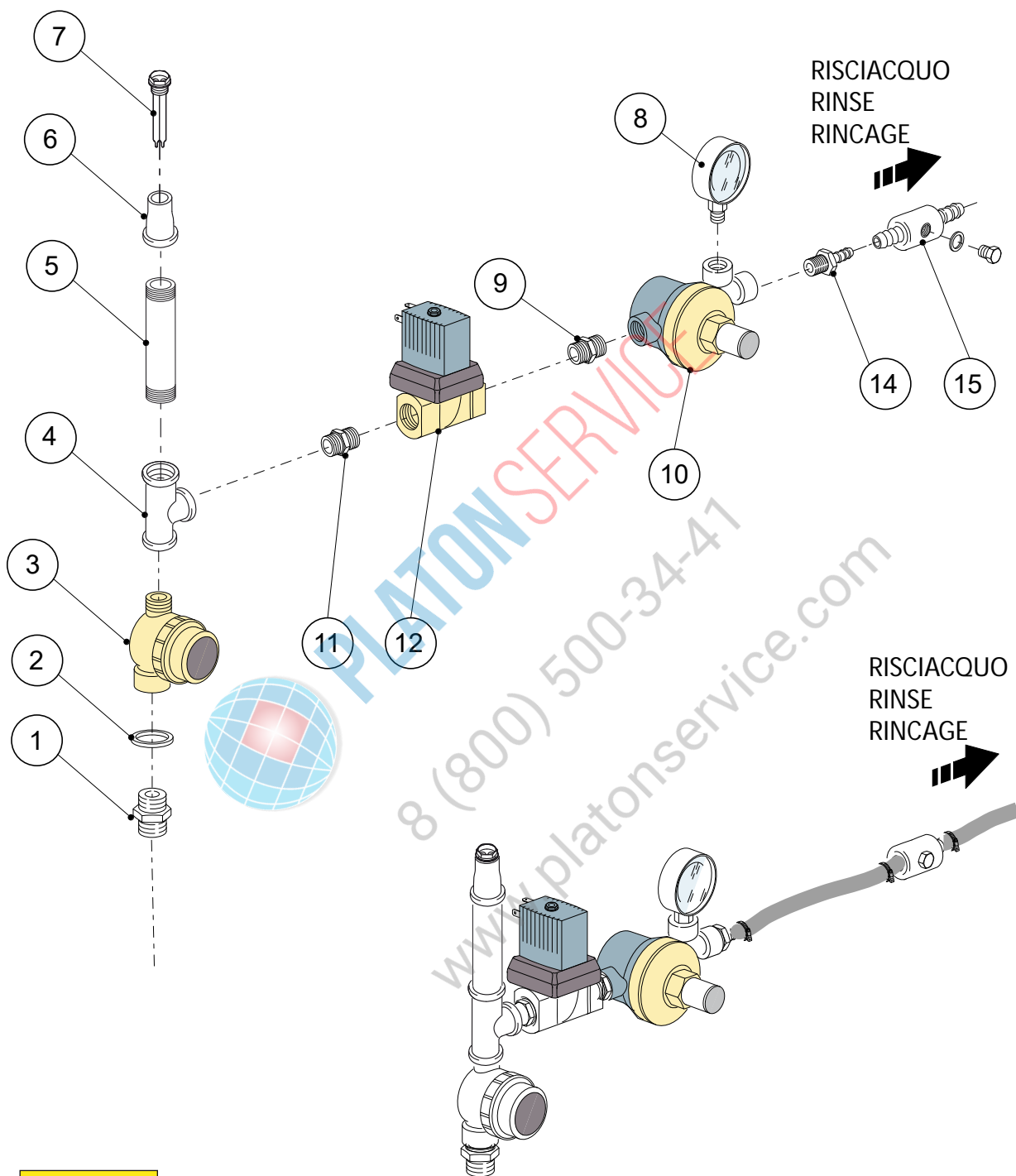
**PLATON SERVICE**

8 (800) 500-34-41

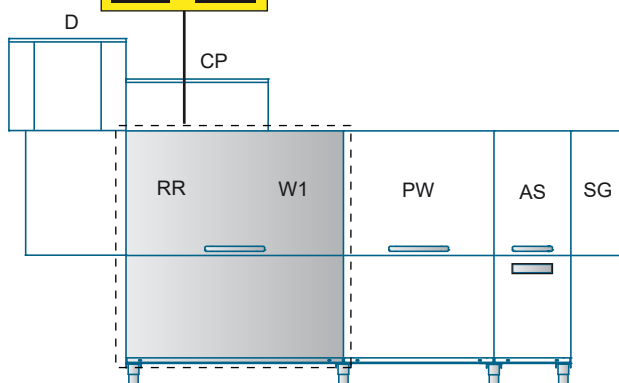
[www.platonservice.com](http://www.platonservice.com)



DWG-SING.RISC  
Rev.



PLATON SERVICE  
8 (800) 500-34-47  
www.platonservice.com



ITEM / ID	(IT)	(EN)	(FR)
SG	PARASPRUZZI	SPLASH ZONE	SAS
AS	PREL.AUTOMATICO	PRE-WASH SHOWER	PRELAVAGE AUT.+TIROR
PW	PRELAVAGGIO	PRE-WASH	PRÉLAVAGE
W2	2°LAVAGGIO	SECOND WASH	2°LAVAGE
W1	1°LAVAGGIO	FIRST WASH	1°LAVAGE
RR	RISCIACQUO POT.	POWER RINSE	RINÇAGE PLUS
CP	PANNELLO COM.	CONTROL PANELL	PANNEAU DE CONTRÔLE
D	ASCIUGATURA	DRYER	SECHAGE



ITEM / ID	CODICE / P-code	DESCRIZIONE (IT)	Q.TA'/Q.TY
1	DW12025	NIPPLE 3/4" M-M	1
2	DW13326	GUARNIZIONE 38x27x2	1
3	DW2000121	FILTRO	1
4	DW3002148	RACCORDO 3/4" F-F-F-F	1
5	DW3002179	PROLUNGA L=80mm 3/4" M-M	1
6	DW12026	NIPPLE DI RIDUZIONE 3/4"-1/2" F-F	1
7	DW10200270	PORTA SONDA DOPPIO	1
8	DW2000244	MANOMETRO VERTICALE	1
9	DW10200208	NIPPLE	1
10	DW2000364	RIDUTTORE DI PRESSIONE	1
11	DW3002145	NIPPLE DI RIDUZIONE 3/4"-1/2" M-M	1
12	DW3002030	ELETTRIVALVOLA	1
14	DW12023	PORTA GOMMA 1/2" M Ø 12	1
15	DW3003906	CONNESSIONE A "T"	1

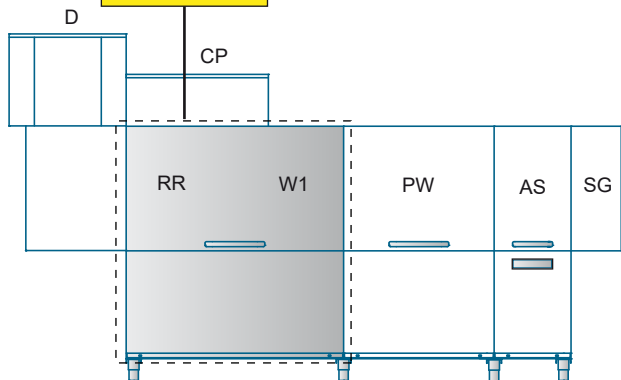
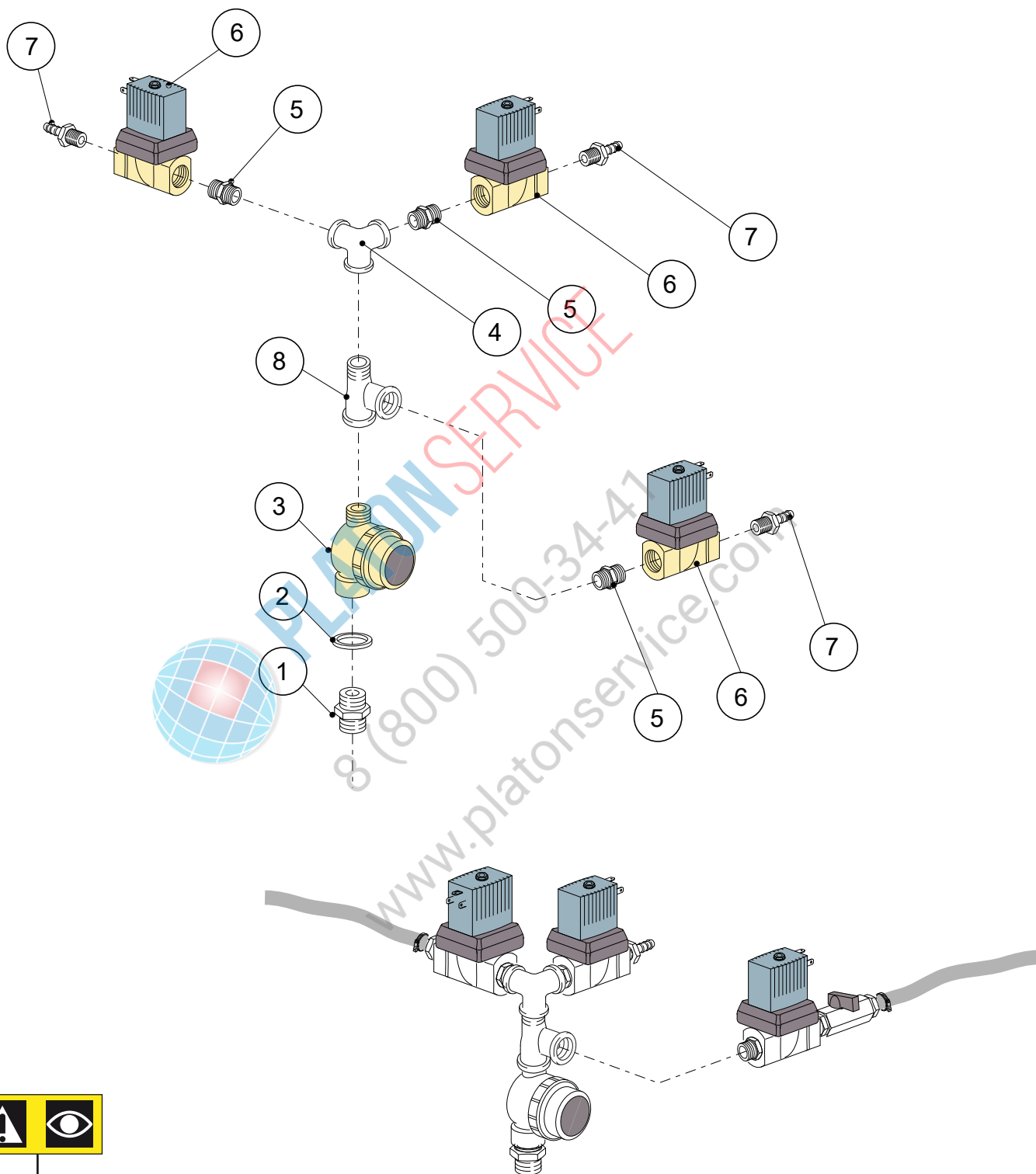


PLATON SERVICE

8 (800) 500-34-47

www.platonservice.com

DWG-TRIPLA NO RISC  
Rev.



ITEM / ID	(IT)	(EN)	(FR)
SG	PARASPRUZZI	SPLASH ZONE	SAS
AS	PREL.AUTOMATICO	PRE-WASH SHOWER	PRELAVAGE AUT.+TIROR
PW	PRELAVAGGIO	PRE-WASH	PRÉLAVAGE
W2	2°LAVAGGIO	SECOND WASH	2°LAVAGE
W1	1°LAVAGGIO	FIRST WASH	1°LAVAGE
RR	RISCIAQUO POT.	POWER RINSE	RINÇAGE PLUS
CP	PANNELLO COM.	CONTROL PANELL	PANNEAU DE CONTRÔLE
D	ASCIUGATURA	DRYER	SECHAGE



ITEM / ID	CODICE / P-code	DESCRIZIONE (IT)	Q.TA'/Q.TY
1	DW12025	NIPPLE 3/4" M-M	1
2	DW13326	GUARNIZIONE 38x27x2	1
3	DW2000121	FILTRO	1
4	DW3002143	GOMITO 3/4" F--F-F	1
5	DW3002145	NIPPLE DI RIDUZIONE 3/4"-1/2" M-M	3
6	DW300230	ELETTRIVALVOLA	3
7	DW12023	PORTA GOMMA 1/2" M Ø 12	3

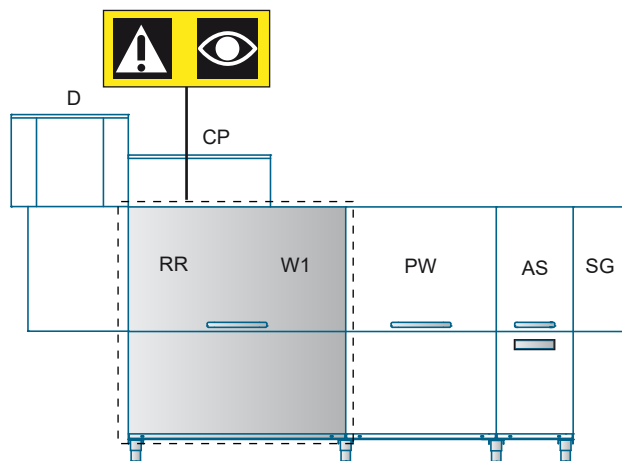
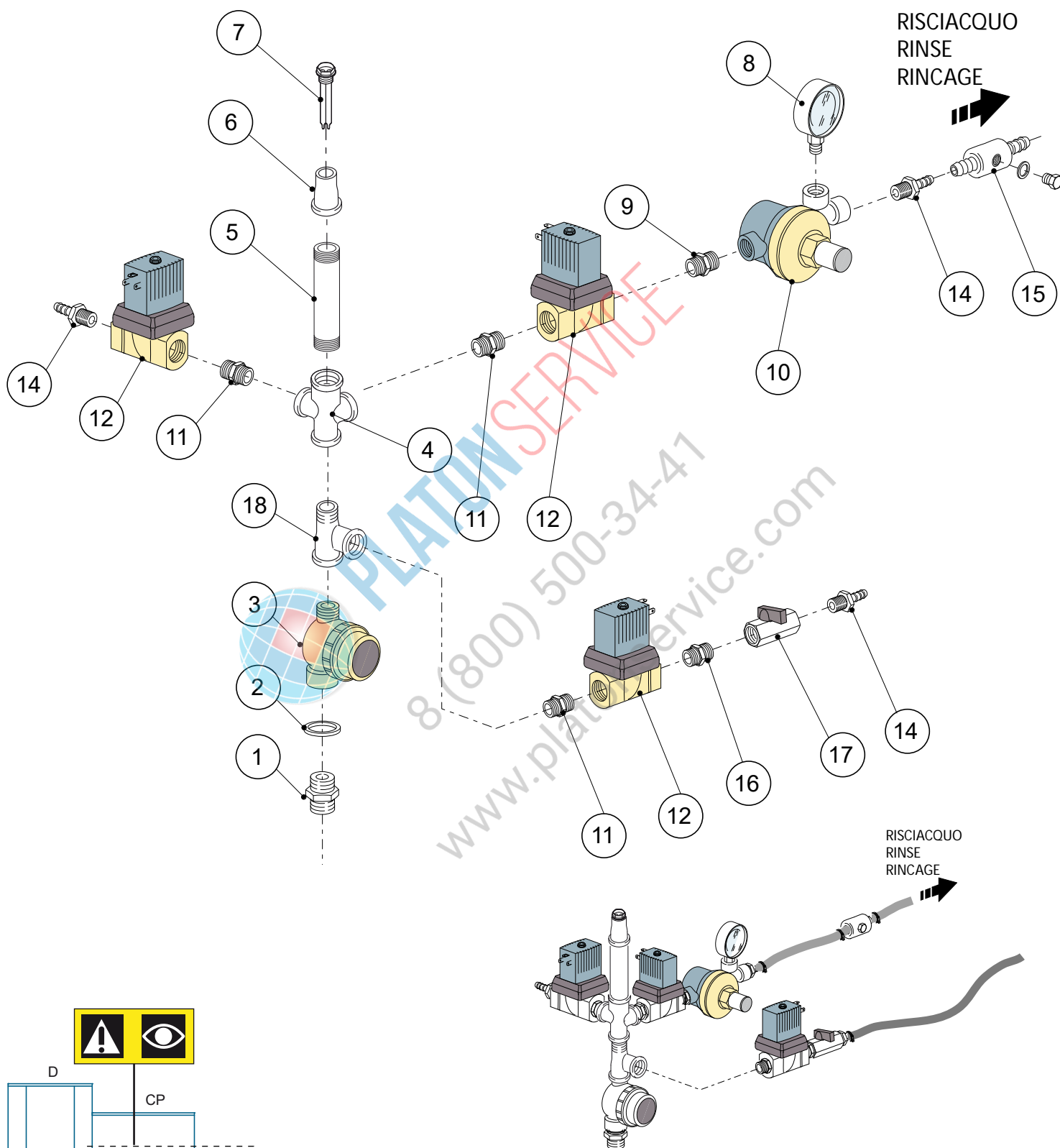


**PLATON SERVICE**

8 (800) 500-34-41

[www.platonservice.com](http://www.platonservice.com)

DWG-TRIPLA RISC  
Rev.



ITEM / ID	(IT)	(EN)	(FR)
SG	PARASPRUZZI	SPLASH ZONE	SAS
AS	PREL.AUTOMATICO	PRE-WASH SHOWER	PRELAVAGE AUT.+TIROR
PW	PRELAVAGGIO	PRE-WASH	PRÉLAVAGE
W2	2°LAVAGGIO	SECOND WASH	2°LAVAGE
W1	1°LAVAGGIO	FIRST WASH	1°LAVAGE
RR	RISCIACQUO POT.	POWER RINSE	RINÇAGE PLUS
CP	PANNELLO COM.	CONTROL PANELL	PANNEAU DE CONTRÔLE
D	ASCIUGATURA	DRYER	SECHAGE



ITEM / ID	CODICE / P-code	DESCRIZIONE (IT)	Q.TA'/Q.TY
1	DW12025	NIPPLE 3/4" M-M	1
2	DW13326	GUARNIZIONE 38x27x2	1
3	DW2000121	FILTRO	1
4	DW3002148	RACCORDO 3/4" F-F-F-F	1
5	DW3002179	PROLUNGA L=80mm 3/4" M-M	1
6	DW12026	NIPPLE DI RIDUZIONE 3/4"-1/2" F-F	1
7	DW10200270	PORTA SONDA DOPPIO	1
8	DW2000244	MANOMETRO VERTICALE	1
9	DW10200208	NIPPLE	1
10	DW2000364	RIDUTTORE DI PRESSIONE	1
11	DW3002145	NIPPLE DI RIDUZIONE 3/4"-1/2" M-M	3
12	DW3002030	ELETTRIVALVOLA	3
14	DW12023	PORTA GOMMA 1/2" M Ø 12	3
15	DW3003906	CONNESSIONE A "T"	1
16	DW12027	NIPPLE 1/2" M-M	1
17	DW3002140	RUBINETTO	1
18	DW3002144	CONNESSIONE A "T" 3/4" M-F-F	1




PLATON SERVICE  
8 (800) 500-34-47  
www.platonservice.com



**PLATON**SERVICE

8 (800) 500-34-47

[www.platonservice.com](http://www.platonservice.com)



**GRUPPO SCARICHI**

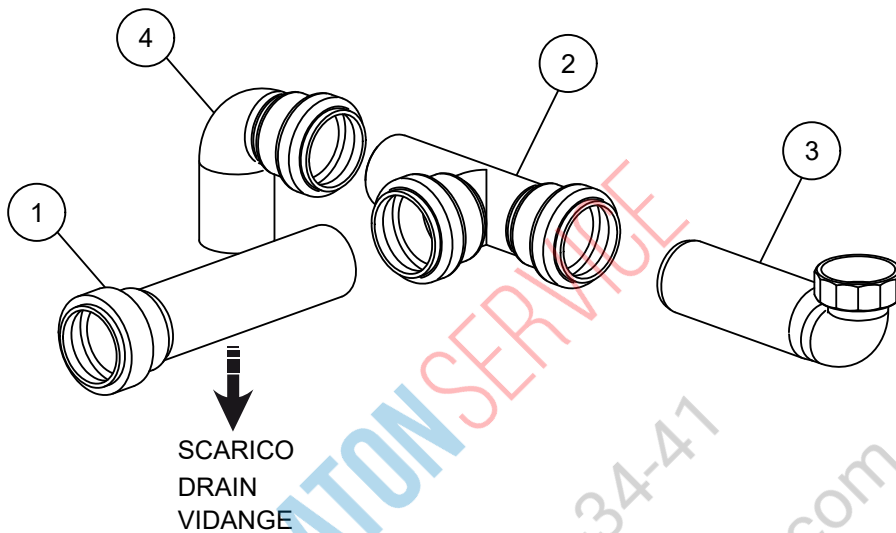
**DRAINAGE ASSEMBLIES**

**ENSEMBLE VIDANGES**

8 (800) 200 2417

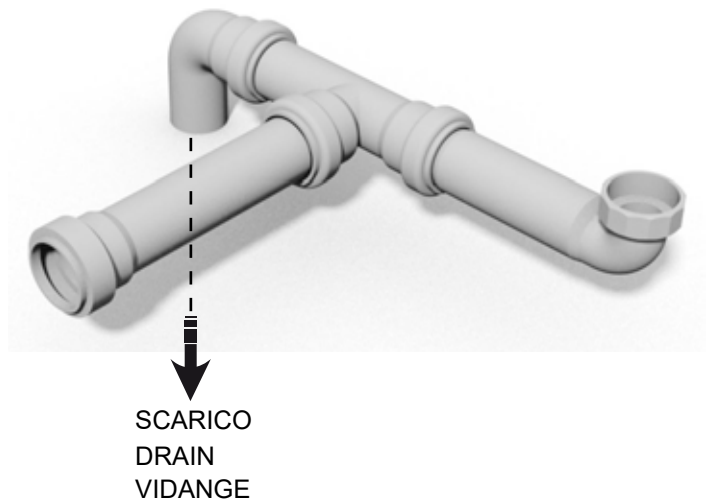
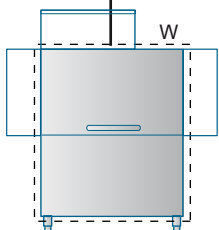
[www.platonservice.com](http://www.platonservice.com)





PLATON SERVICE  
8 (800) 500-34-41  
www.platonservice.com

ITEM / ID	(IT)	(EN)	(FR)
SG	PARASPRUZZI	SPLASH ZONE	SAS
AS	PREL.AUTOMATICO	PRE-WASH SHOWER	PRELAVAGE AUT.+TIROR
PW	PRELAVAGGIO	PRE-WASH	PRÉLAVAGE
W2	2°LAVAGGIO	SECOND WASH	2°LAVAGE
W1	1°LAVAGGIO	FIRST WASH	1°LAVAGE
RR	RISCIACQUO POT.	POWER RINSE	RINÇAGE PLUS
CP	PANNELLO COM.	CONTROL PANELL	PANNEAU DE CONTRÔLE
D	ASCIUGATURA	DRYER	SECHAGE





ITEM / ID	CODICE / P-code	DESCRIZIONE (IT)	Q.TA'/Q.TY
1	ND	TUBO Ø 40 L=180mm	1
2	DW3060176	RACCORDO A "T" PP FF M Ø40	1
3	DW3060174	TUBO CURVO CON DADO OTTONE Ø40x1"1/4	1
4	DW3060175	CURVA 90° Ø40 PP	1



PLATON SERVICE


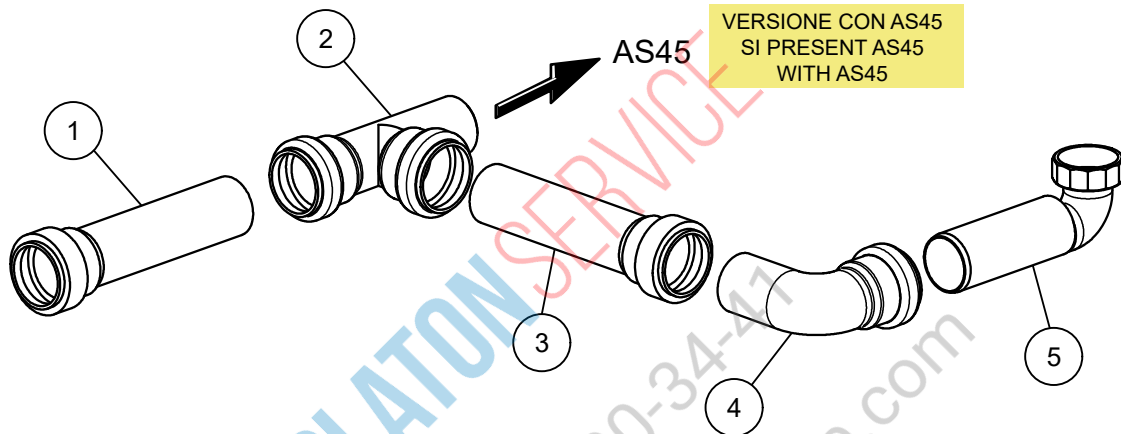
8 (800) 500-34-41

[www.platonservice.com](http://www.platonservice.com)

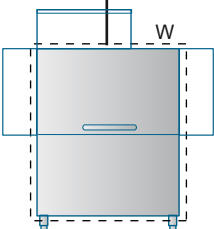
DWG-51163\_W1-1300+AS45\_SL  
Rev.



VERSIONE CON AS45  
SI PRESENT AS45  
WITH AS45



ITEM / ID	(IT)	(EN)	(FR)
SG	PARASPRUZZI	SPLASH ZONE	SAS
AS	PREL.AUTOMATICO	PRE-WASH SHOWER	PRELAVAGE AUT.+TIROR
PW	PRELAVAGGIO	PRE-WASH	PRÉLAVAGE
W2	2°LAVAGGIO	SECOND WASH	2°LAVAGE
W1	1°LAVAGGIO	FIRST WASH	1°LAVAGE
RR	RISCIACQUO POT.	POWER RINSE	RINÇAGE PLUS
CP	PANNELLO COM.	CONTROL PANELL	PANNEAU DE CONTRÔLE
D	ASCIUGATURA	DRYER	SECHAGE





ITEM / ID	CODICE / P-code	DESCRIZIONE (IT)	Q.TA'/Q.TY
1	ND	TUBO Ø 40 L=670mm	1
2	DW3060176	RACCORDO A "T" PP FF M Ø40	1
3	ND	TUBO Ø 40 L=150mm	1
4	DW3060175	CURVA 90° Ø40 PP	1
5	DW3060174	TUBO CURVO CON DADO OTTONE Ø40x1"1/4	1

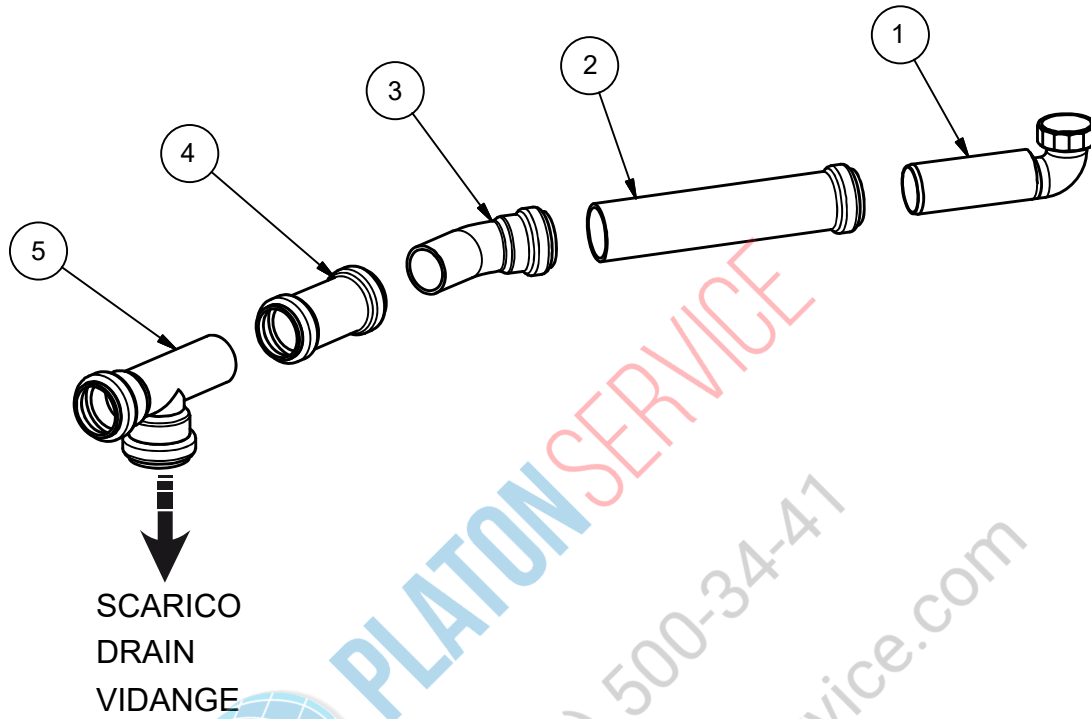


PLATON SERVICE

8 (800) 500-34-41

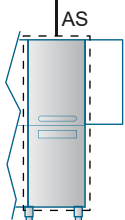
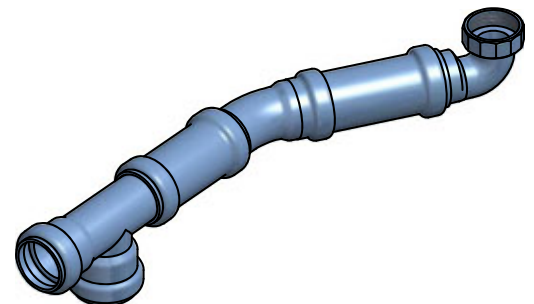
[www.platonservice.com](http://www.platonservice.com)

DWG-51166\_AS45\_SL  
Rev.



PLATON SERVICE  
8 (800) 500-34-41  
www.platonservice.com

ITEM / ID	(IT)	(EN)	(FR)
SG	PARASPRUZZI	SPLASH ZONE	SAS
AS	PREL.AUTOMATICO	PRE-WASH SHOWER	PRELAVAGE AUT.+TIROR
PW	PRELAVAGGIO	PRE-WASH	PRÉLAVAGE
W2	2°LAVAGGIO	SECOND WASH	2°LAVAGE
W1	1°LAVAGGIO	FIRST WASH	1°LAVAGE
RR	RISCIACQUO POT.	POWER RINSE	RINÇAGE PLUS
CP	PANNELLO COM.	CONTROL PANELL	PANNEAU DE CONTRÔLE
D	ASCIUGATURA	DRYER	SECHAGE





ITEM / ID	CODICE / P-code	DESCRIZIONE (IT)	Q.TA'/Q.TY
1	DW3060174	TUBO CURVO CON DADO OTTONE $\varnothing 40 \times 1"1/4$	1
2	<b>NB</b>	TUBO $\varnothing 40$ L=120mm	1
3	DW3060248	CURVA 30° $\varnothing 40$	1
4	DW3071104	MANICOTTO PP $\varnothing 40$	1
5	DW3060176	RACCORDO A "T" PP FF M $\varnothing 40$	1

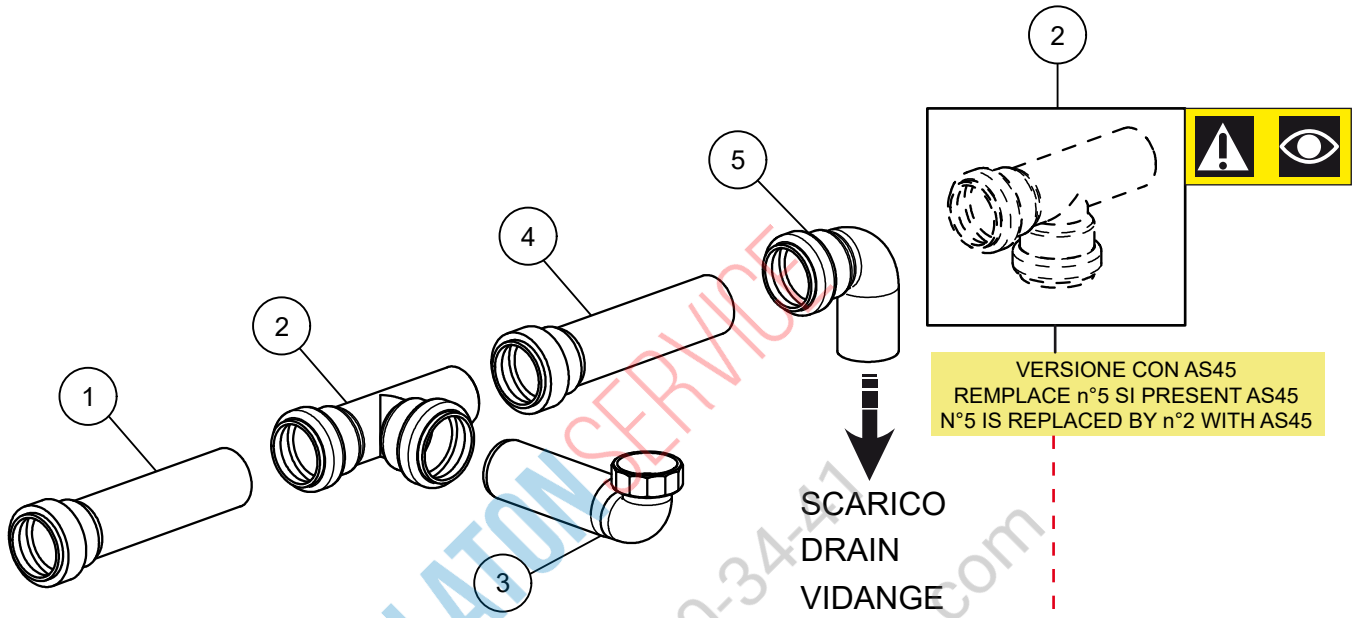


**PLATON SERVICE**

8 (800) 500-34-41

[www.platonservice.com](http://www.platonservice.com)

DWG-51178\_PW-600\_SL  
Rev.


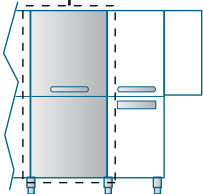


PLATON SERVICE  
8 (800) 500-34-17  
www.platonservice.com

ITEM / ID	(IT)	(EN)	(FR)
SG	PARASPRUZZI	SPLASH ZONE	SAS
AS	PREL.AUTOMATICO	PRE-WASH SHOWER	PRELAVAGE AUT.+TIROR
PW	PRELAVAGGIO	PRE-WASH	PRÉLAVAGE
W2	2°LAVAGGIO	SECOND WASH	2°LAVAGE
W1	1°LAVAGGIO	FIRST WASH	1°LAVAGE
RR	RISCIACQUO POT.	POWER RINSE	RINÇAGE PLUS
CP	PANNELLO COM.	CONTROL PANELL	PANNEAU DE CONTRÔLE
D	ASCIUGATURA	DRYER	SECHAGE



PW





ITEM / ID	CODICE / P-code	DESCRIZIONE (IT)	Q.TA'/Q.TY
1	ND	TUBO Ø 40 L=180mm	1
2	DW3060176	RACCORDO A "T" PP FF M Ø40	2
3	DW3060174	TUBO CURVO CON DADO OTTONE Ø40x1"1/4	1
4	ND	TUBO Ø 40 L=280mm	1
5	DW3060175	CURVA 90° Ø40 PP	1



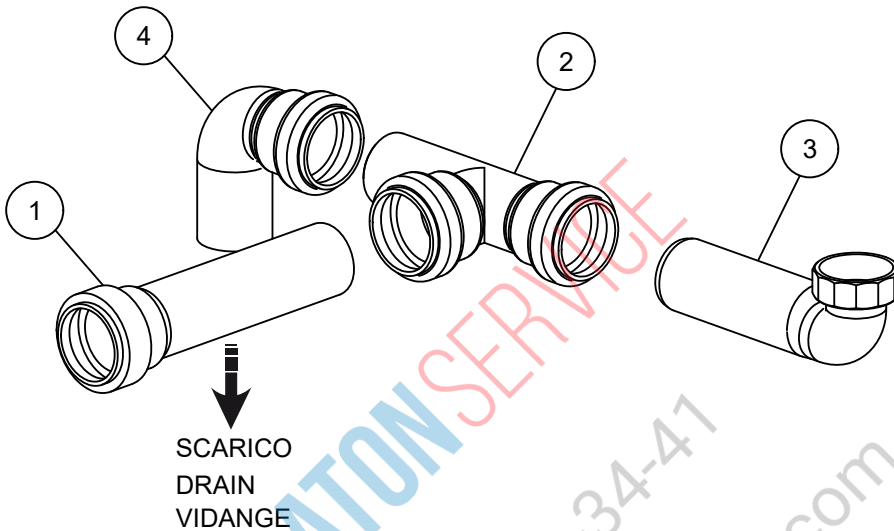
**PLATON SERVICE**

8 (800) 500-34-41

[www.platonservice.com](http://www.platonservice.com)

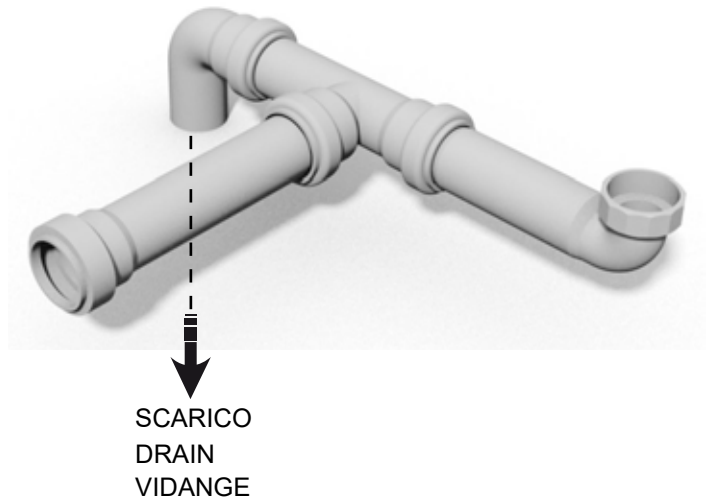
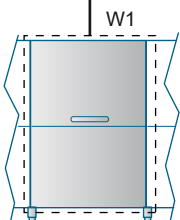


DWG-51163\_W1-900\_SL  
Rev.



PLATON SERVICE  
8 (800) 500-34-41  
www.platonservice.com

ITEM / ID	(IT)	(EN)	(FR)
SG	PARASPRUZZI	SPLASH ZONE	SAS
AS	PREL.AUTOMATICO	PRE-WASH SHOWER	PRELAVAGE AUT.+TIROR
PW	PRELAVAGGIO	PRE-WASH	PRÉLAVAGE
W2	2°LAVAGGIO	SECOND WASH	2°LAVAGE
W1	1°LAVAGGIO	FIRST WASH	1°LAVAGE
RR	RISCIACQUO POT.	POWER RINSE	RINÇAGE PLUS
CP	PANNELLO COM.	CONTROL PANELL	PANNEAU DE CONTRÔLE
D	ASCIUGATURA	DRYER	SECHAGE





ITEM / ID	CODICE / P-code	DESCRIZIONE (IT)	Q.TA'/Q.TY
1	ND	TUBO $\varnothing$ 40 L=180mm	1
2	DW3060176	RACCORDO A "T" PP FF M $\varnothing$ 40	1
3	DW3060174	TUBO CURVO CON DADO OTTONE $\varnothing$ 40x1"1/4	1
4	DW3060175	CURVA 90° $\varnothing$ 40 PP	1

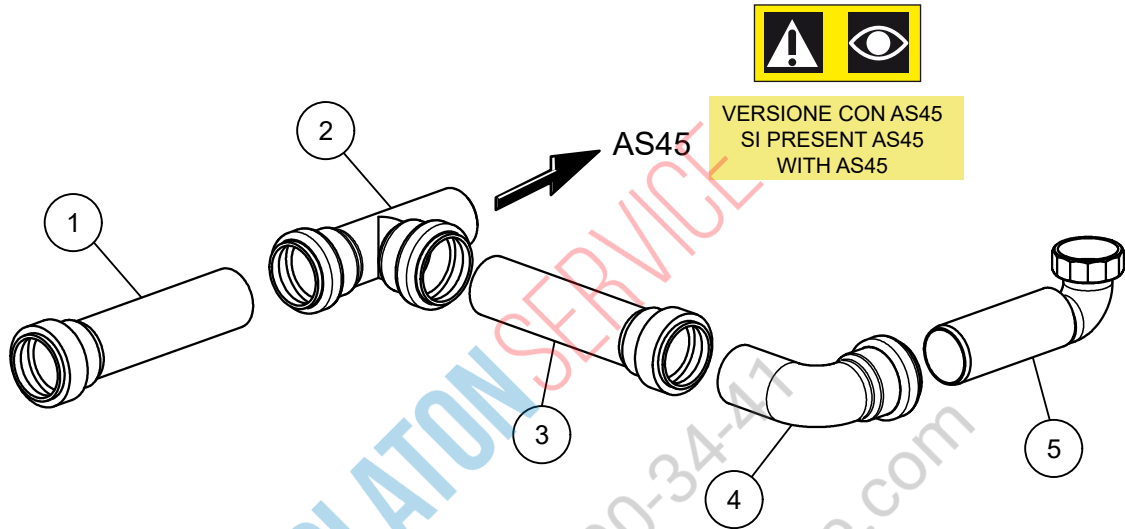


PLATON SERVICE


8 (800) 500-34-41

[www.platonservice.com](http://www.platonservice.com)

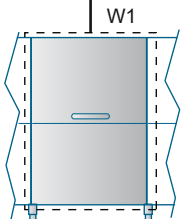
DWG-51163\_W1-900+AS45\_SL  
Rev.



PLATON SERVICE  
8 (800) 500-34-47  
www.platonservice.com



ITEM / ID	(IT)	(EN)	(FR)
SG	PARASPRUZZI	SPLASH ZONE	SAS
AS	PREL.AUTOMATICO	PRE-WASH SHOWER	PRELAVAGE AUT.+TIROR
PW	PRELAVAGGIO	PRE-WASH	PRÉLAVAGE
W2	2°LAVAGGIO	SECOND WASH	2°LAVAGE
W1	1°LAVAGGIO	FIRST WASH	1°LAVAGE
RR	RISCIACQUO POT.	POWER RINSE	RINÇAGE PLUS
CP	PANNELLO COM.	CONTROL PANELL	PANNEAU DE CONTRÔLE
D	ASCIUGATURA	DRYER	SECHAGE





ITEM / ID	CODICE / P-code	DESCRIZIONE (IT)	Q.TA'/Q.TY
1	ND	TUBO Ø 40 L=670mm	1
2	DW3060176	RACCORDO A "T" PP FF M Ø40	1
3	ND	TUBO Ø 40 L=150mm	1
4	DW3060175	CURVA 90° Ø40 PP	1
5	DW3060174	TUBO CURVO CON DADO OTTONE Ø40x1"1/4	1



PLATON SERVICE

8 (800) 500-34-41

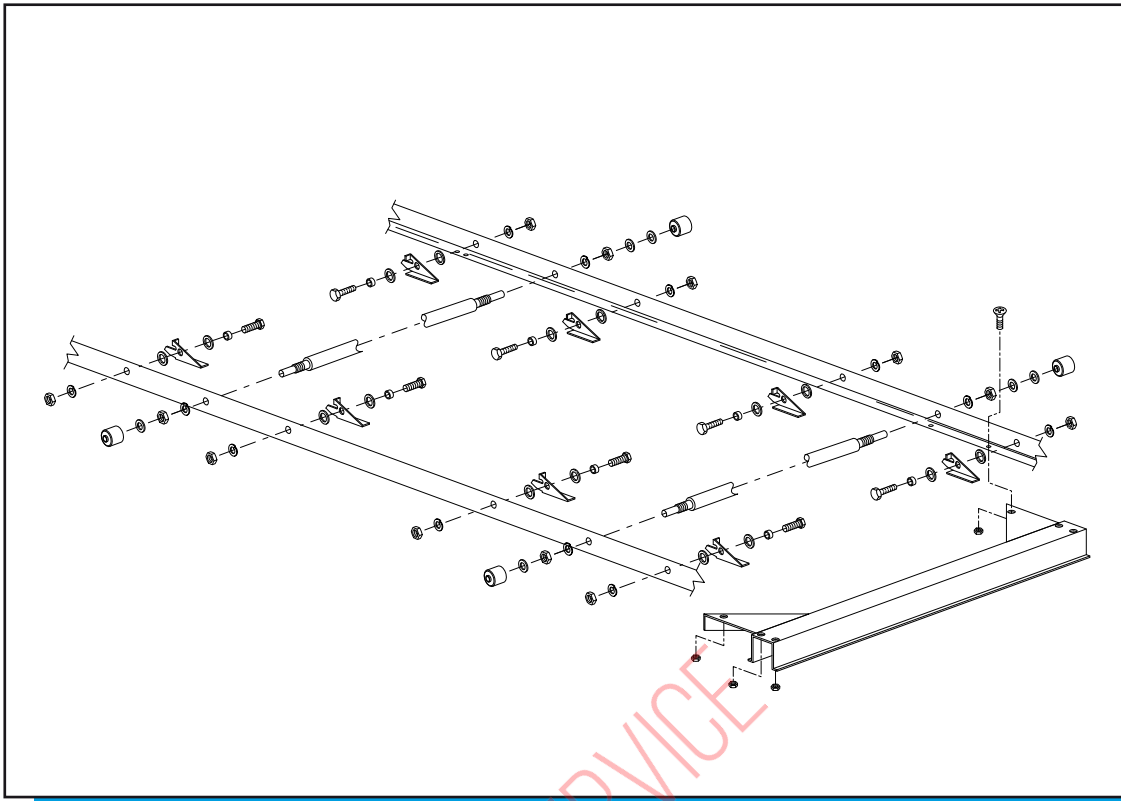
[www.platonservice.com](http://www.platonservice.com)



**PLATON**SERVICE

8 (800) 500-34-47

[www.platonservice.com](http://www.platonservice.com)



— TELAIIO MOBILE



— CONVEYOR PARTS



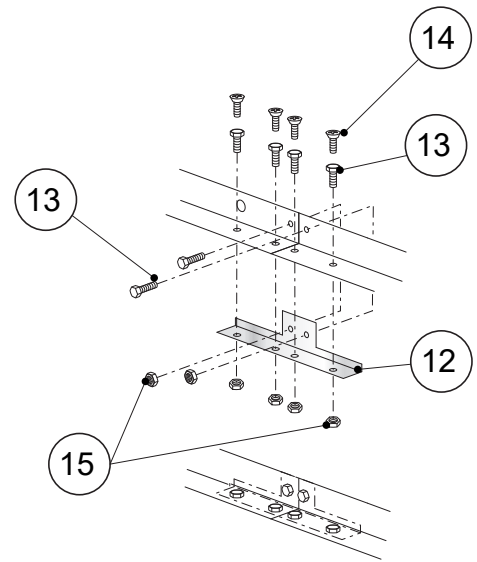
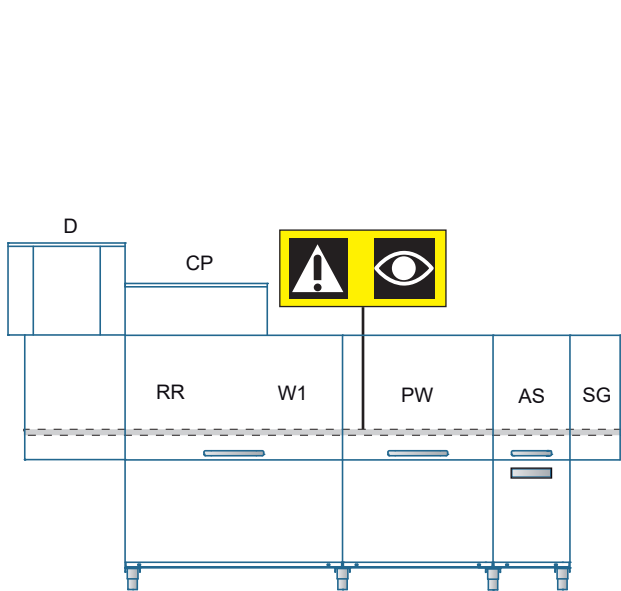
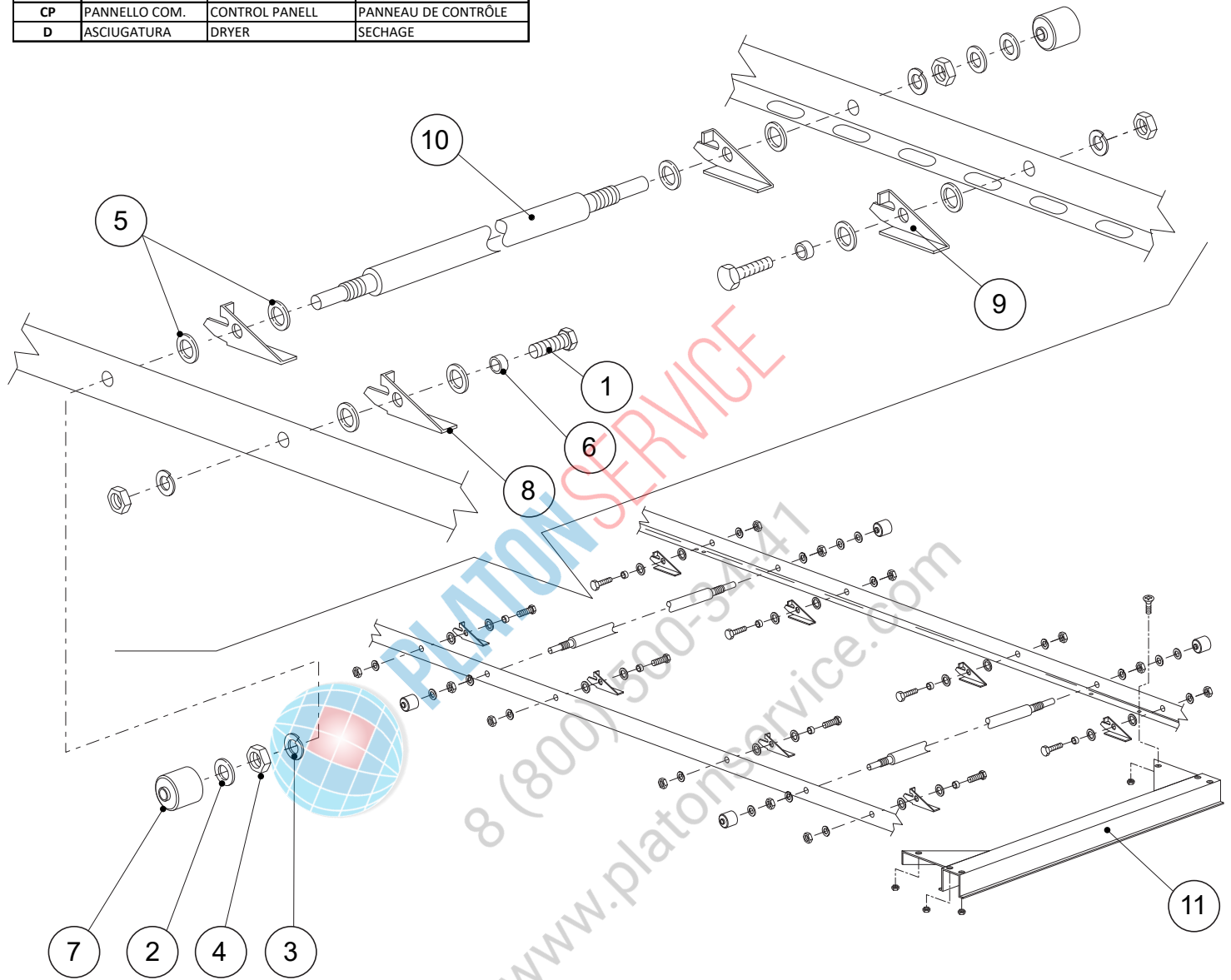
— DÉTAILS GOUPE CONVOYEUR



PLATON SERVICE  
8 (800) 500 324  
www.platonservice.com

ITEM / ID	(IT)	(EN)	(FR)
SG	PARASPRUZZI	SPLASH ZONE	SAS
AS	PREL.AUTOMATICO	PRE-WASH SHOWER	PRÉLAVAGE AUT.+TIROR
PW	PRELAVAGGIO	PRE-WASH	PRÉLAVAGE
W2	2°LAVAGGIO	SECOND WASH	2°LAVAGE
W1	1°LAVAGGIO	FIRST WASH	1°LAVAGE
RR	RISCIACQUO POT.	POWER RINSE	RINÇAGE PLUS
CP	PANNELLO COM.	CONTROL PANELL	PANNEAU DE CONTRÔLE
D	ASCIUGATURA	DRYER	SECHAGE

Rev.





ITEM / ID	CODICE / P-code	DESCRIZIONE (IT)	Q.TA'/Q.TY
1	DW11109	VITE	x
2	DW11185	RONDELLA	x
3	DW11609	RONDELLA GROWER	x
4	DW11719	DADO	x
5	DW3003024	RONDELLA	x
6	DW3003025	BOCCOLA	x
7	DW3003026	BOCCOLA	x
8	DW3003100	CRICCOTTO DESTRO (DX)	x
9	DW3003101	CRICCOTTO SINISTRO (SX)	x
10	DW3003010	ASSE	x
11	DW3009107	GUIDA ECCENTRICO	x
12	DW3009168	PIASTRINA DI COLLEGAMENTO INOX	x
13	DW11118	VITE INOX M6x12 TE DIN 933	x
14	DW11117	VITE INOX M6x12	x
15	DW11721	DADO M6 AUT. INOX UNI 7473 DIN 982	x

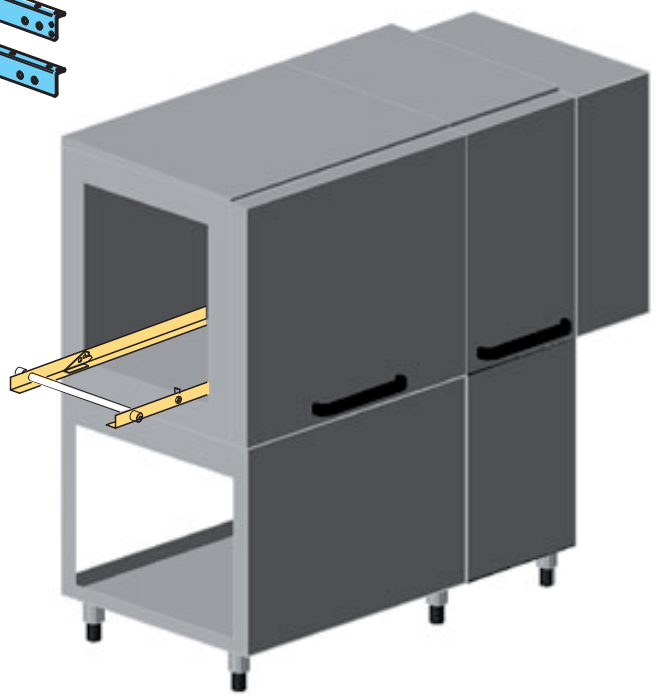
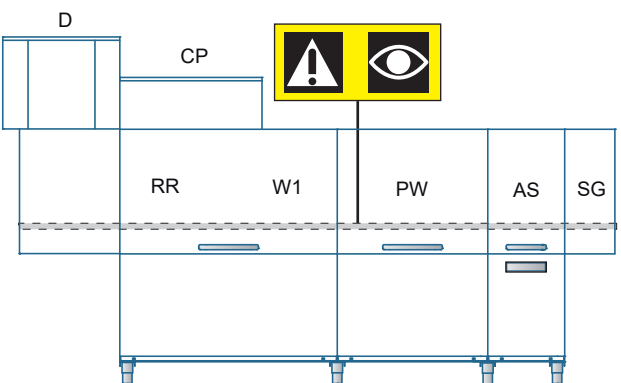



**PLATON SERVICE**  
8 (800) 500-34-41  
[www.platonservice.com](http://www.platonservice.com)



Rev.

ITEM / ID	(IT)	(EN)	(FR)
SG	PARASPRUZZI	SPLASH ZONE	SAS
AS	PREL.AUTOMATICO	PRE-WASH SHOWER	PRÉLAVAGE AUT.+TIROR
PW	PRELAVAGGIO	PRE-WASH	PRÉLAVAGE
W2	2°LAVAGGIO	SECOND WASH	2°LAVAGE
W1	1°LAVAGGIO	FIRST WASH	1°LAVAGE
RR	RISCIACQUO POT.	POWER RINSE	RINÇAGE PLUS
CP	PANNELLO COM.	CONTROL PANELL	PANNEAU DE CONTRÔLE
D	ASCIUGATURA	DRYER	SECHAGE





ITEM / ID	CODICE / P-code	DESCRIZIONE (IT)	Q.TA'/Q.TY
1	DW3070111	CARRELLO DESTRO/SINISTRO (DX/SX) L=630mm	x
2	DW3070114	CARRELLO DESTRO/SINISTRO (DX/SX) L=910mm	x
3	DW3070100	CARRELLO DESTRO/SINISTRO (DX/SX) L=1050mm	x
4	DW3070103	CARRELLO DESTRO (DX) L=1190mm	x
5	DW3070104	CARRELLO SINISTRO (SX) L= 1190mm	x
6	DW3070107	CARRELLO DESTRO (DX) L=1430mm	x
7	DW3070108	CARRELLO SINISTRO (SX) L= 1430mm	x
8	DW3070109	CARRELLO DESTRO (DX) L=1470mm	x
9	DW3070110	CARRELLO SINISTRO (SX) L= 1470mm	x
10	DW3070113	CARRELLO SINISTRO (SX) L= 800mm	x
11	DW3070112	CARRELLO DESTRO (DX) L= 800mm	x
12	DW3070106	CARRELLO SINISTRO (SX) L= 1390mm	x
13	DW3070105	CARRELLO DESTRO (DX) L= 1390mm	x
14	DW3070237	CARRELLO DESTRO (DX) L= 1610mm	x
15	DW3070238	CARRELLO SINISTRO (SX) L= 1610mm	x
16	DW3070102	CARRELLO SINISTRO (SX) L= 1110mm	x
17	DW3070101	CARRELLO DESTRO (DX) L= 1110mm	x
18	DW3070235	CARRELLO DESTRO (DX) L= 1290mm	x
19	DW3070236	CARRELLO SINISTRO (SX) L= 1290mm	x



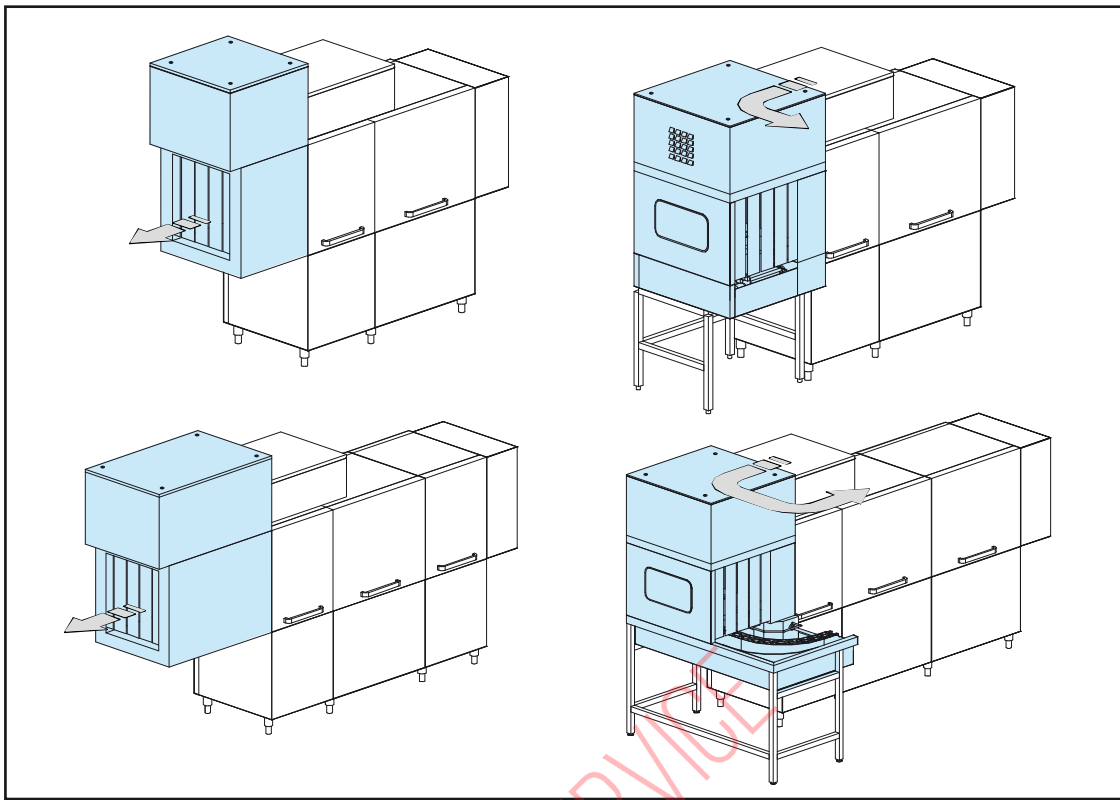
PLATON SERVICE  
8 (800) 500-34-41  
www.platonservice.com



**PLATON**SERVICE

8 (800) 500-34-47

[www.platonservice.com](http://www.platonservice.com)

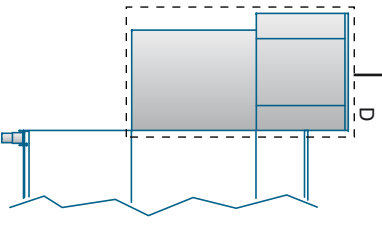
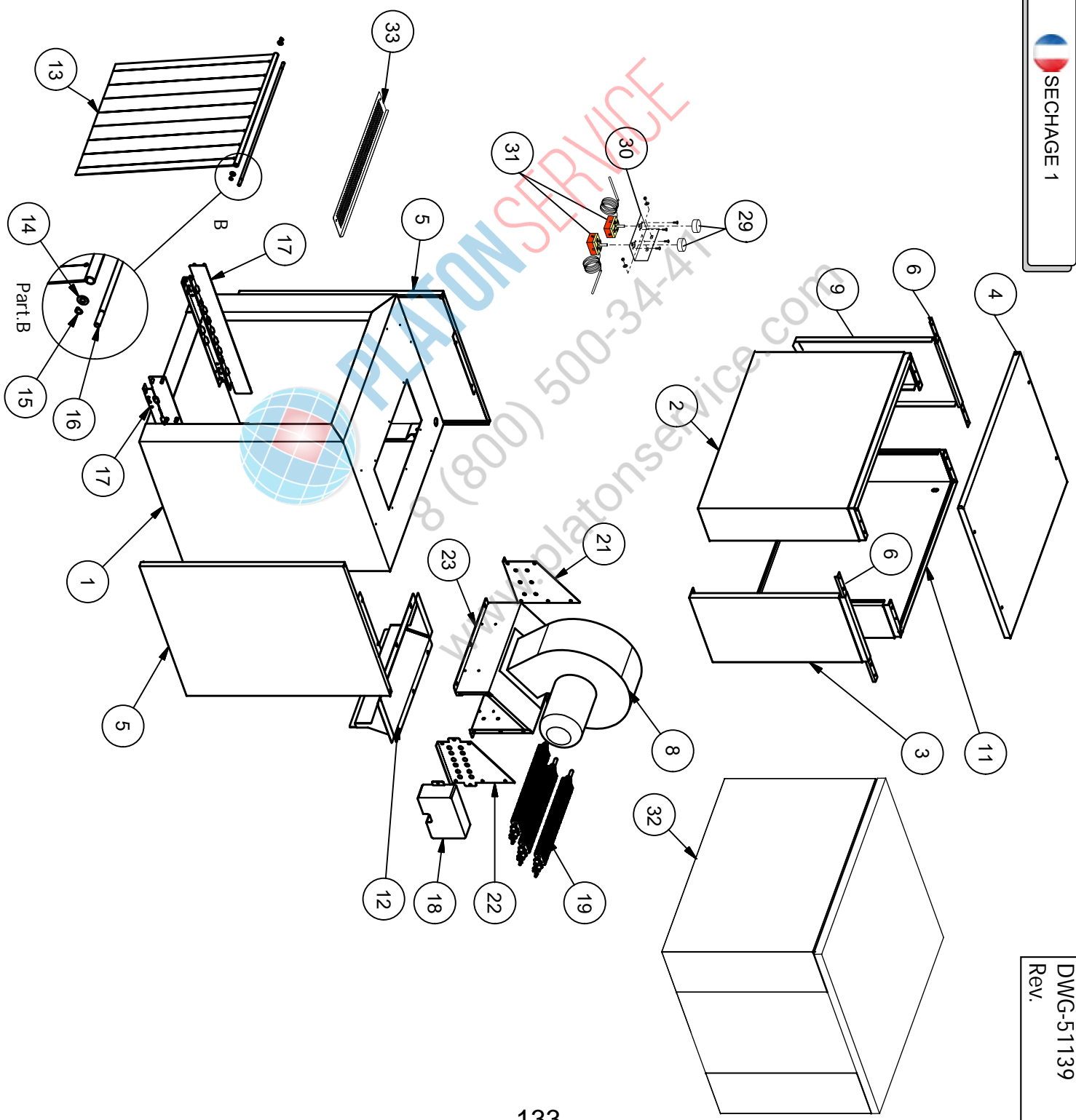


— **ASC - ASCIUGATURA**

— **ASC - DRYING**

— **ASC - SECHAGE**

PLATON SERVICE  
8 (800) 500 241  
www.platonservice.com

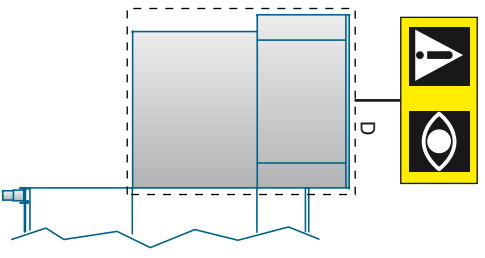
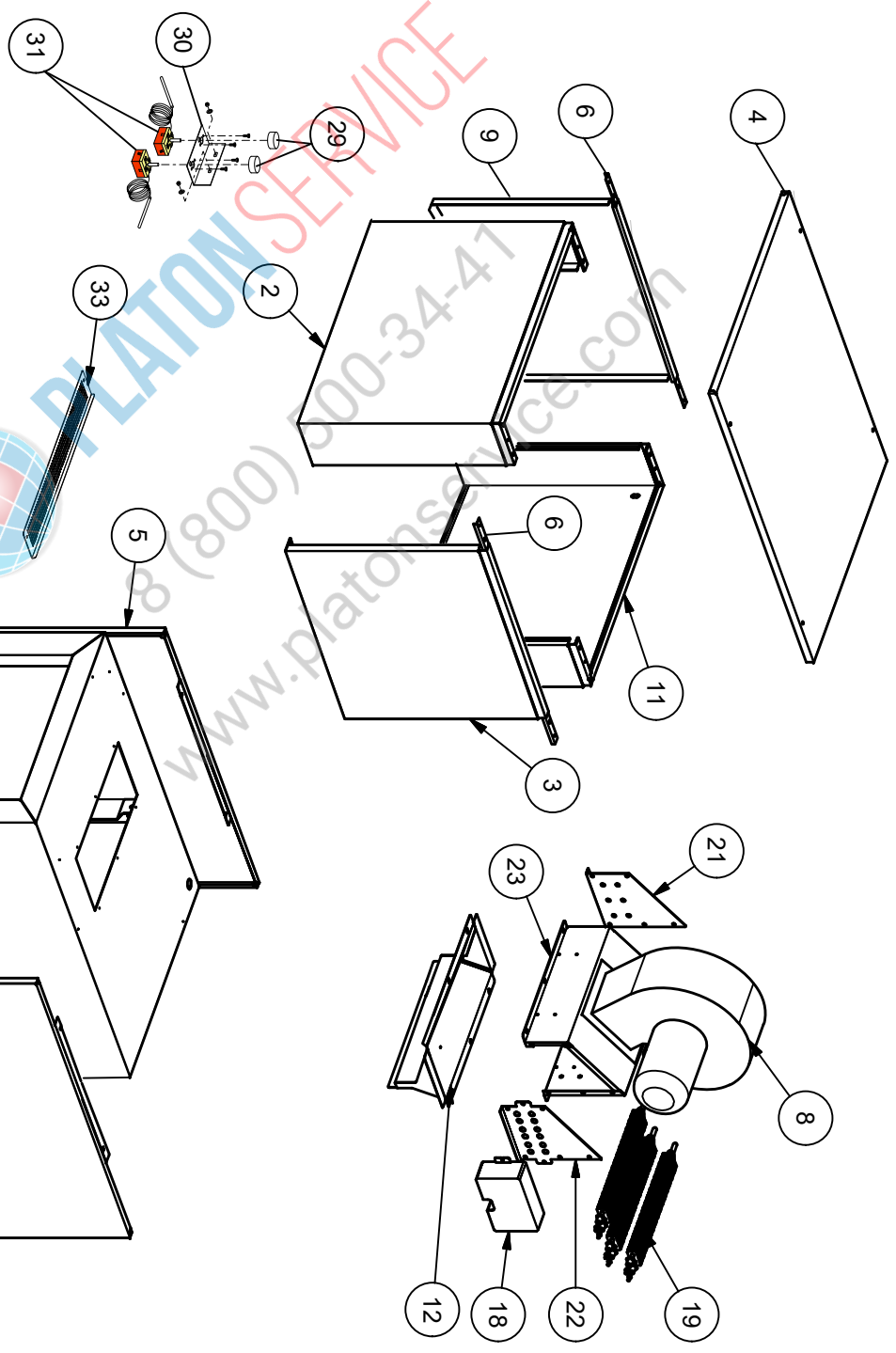
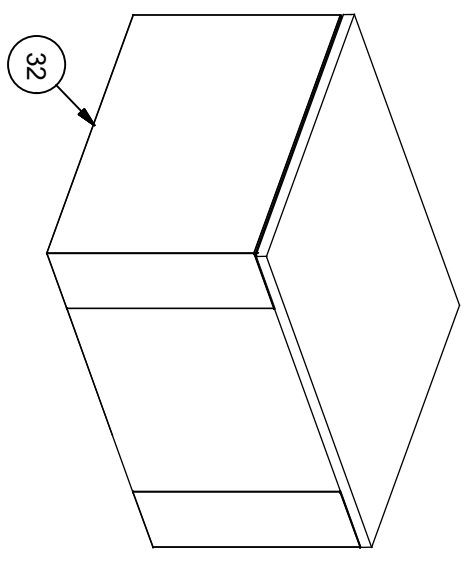




ITEM / ID	CODICE / P-code	DESCRIZIONE (IT)	Q.TA'/Q.TY
1	DW3073040	ASSIEME PARASPRUZZI ASCIUGATURA	1
1	DW3073041	ASSIEME PARASPRUZZI ASCIUGATURA COIBENTATO	1
2	DW3070115	CARTER ANTERIORE ASCIUGATURA	1
3	DW3070170	PORTA ASCIUGATURA	2
4	DW3070127	COPERCHIO ASCIUGATURA	1
5	DW3070136	FIANCO COIBENTATO ASCIUGATURA	2
6	DW3070180	RINFORZO PORTA	2
8	DW3003118	MOTOVENTILATORE VMN604 0,25KW 230/400 50HZ	1
9	DW3070171	PORTA POSTERIORE	1
11	DW3070123	CARTER POSTERIORE ASCIUGATURA	1
12	DW3070032	ASSIEME TRAMOGGIA APERTA 20mm	1
13	DW3071070	TENDINA PARASPRUZZI	1
14	DW11185	RONDELLA 8X16 PIANA INOX DIN125	2
15	DW11815	SEEGER DIAM.8 INOX UNI7435	2
16	DW3071069	ASSE TENDINA ESTERNA	1
17	DW3070014	ASSIEME GUIDA CESTO 600	2
18	DW3071078	SCATOLA COPRIRESISTENZE	1
19	DW3071075	RESISTENZA RETTANGOLARE	3
21	DW3070177/A	CARTER POSTERIORE PER RESISTENZE	1
22	DW3070142/A	CARTER FRONTALE PER RESISTENZE	1
23	DW3070120/A	CARTER PER RESISTENZE	1
29	DW15105/C	MANOPOLA TERMOSTATO 0-300°C	2
30	DW3009104	SUPPORTO TERMOSTATO	1
31	DW10707/3	TERMOSTATO CON ALBERO 0-300°C	2
32	ND	ASSIEME CARTER ASCIUGATURA	1
33	DW3009362/B	RETE DI PROTEZIONE	1



8 (800) 500344-41  
www.platonservice.com



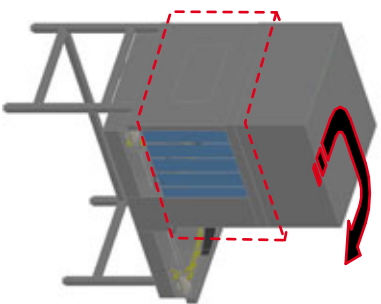
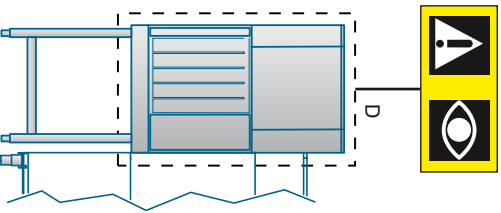
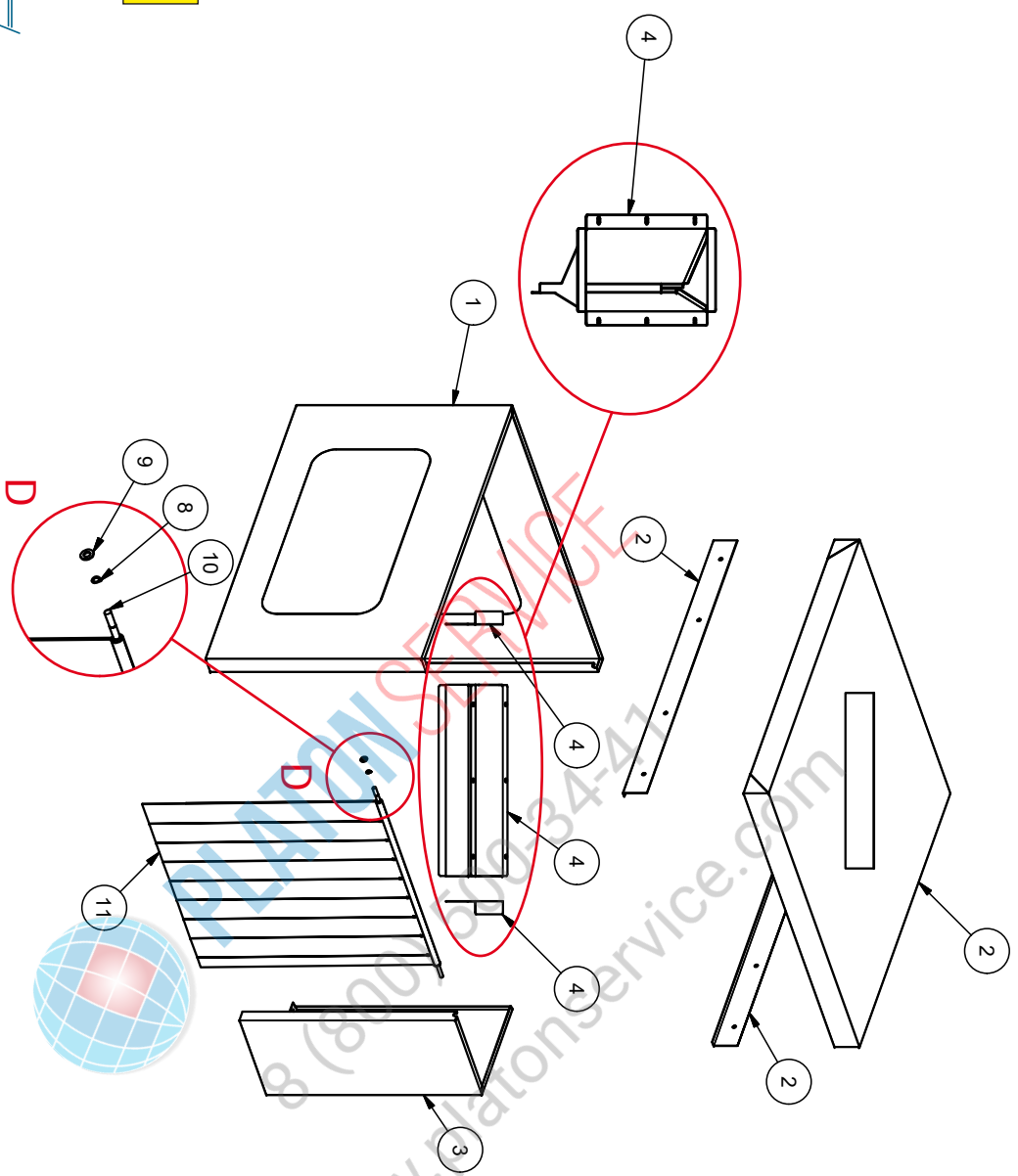


ITEM / ID	CODICE / P-code	DESCRIZIONE (IT)	Q.TA/Q.TY
1	DW3073043	ASSIEME PARASPRUZZI ASCIUGATURA	1
1	DW3073045	ASSIEME PARASPRUZZI ASCIUGATURA COIBENTATA	1
2	DW3070115	CARTER ANTERIORE ASCIUGATURA	1
3	DW3070172	PORTA ASCIUGATURA	2
4	DW3070128	COPERCHIO ASCIUGATURA	1
5	DW3070137	FIANCO COIBENTATO ASCIUGATURA	2
6	DW3070181	RINFORZO PORTA	2
8	DW3003118	MOTOVENTILATORE VMN604 0,25KW 230/400 50HZ	1
9	DW3070173	PORTA POSTERIORE	1
11	DW3070123	CARTER POSTERIORE ASCIUGATURA	1
12	DW3070032	ASSIEME TRAMOGGIA APERTA 20mm	1
13	DW3071070	TENDINA PARASPRUZZI	1
14	DW11185	RONDELLA 8X16 PIANA INOX DIN125	2
15	DW11815	SEEGER DIAM.8 INOX UNI7435	2
16	DW3071069	ASSE TENDINA ESTERNA	1
17	DW3070017	ASSIEME GUIDA CESTO 900	2
18	DW3071078	SCATOLA COPRIRESISTENZE	1
19	DW3071075	RESISTENZA RETTANGOLARE	3
21	DW3070177/A	CARTER POSTERIORE PER RESISTENZE	1
22	DW3070142/A	CARTER FRONTALE PER RESISTENZE RETTANGOL	1
23	DW3070120/A	CARTER PER RESISTENZE ASCIUGAT	1
29	DW15105/C	MANOPOLA TERMOSTATO 0-300°C	2
30	DW3009104	SUPPORTO TERMOSTATO	1
31	DW10707/3	TERMOSTATO CON ALBERO 0-300°C	2
32	ND	ASSIEME CARTER ASCIUGATURA	1
33	DW3009362/B	RETE DI PROTEZIONE	1

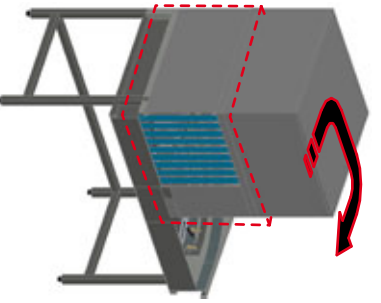


8 (800) 51124-41  
www.platonservice.com

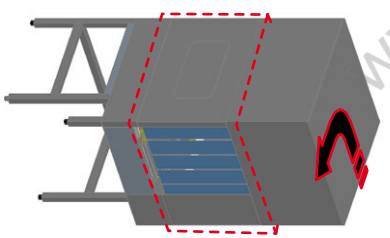




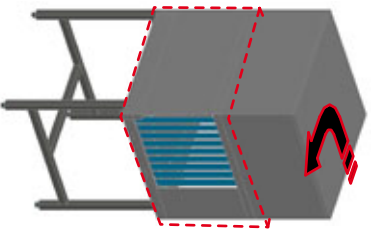
ASCIUGATURA SU CURVA MOTORIZZATA 180°  
 DRYER WITH MOTORIZED ARC 180°  
 SECHAGE SUR VIRAGE MOTORISIE 180°



ASCIUGATURA SU CURVA MECCANIZZATA 180°  
 DRYER WITH MECHANIZED ARC 180°  
 SECHAGE SUR VIRAGE MECANISE 180°



ASCIUGATURA SU CURVA MOTORIZZATA 90°  
 DRYER WITH MOTORIZED ARC 90°  
 SECHAGE SUR VIRAGE MOTORISIE 90°



ASCIUGATURA SU CURVA MECCANIZZATA 90°  
 DRYER WITH MECHANIZED ARC 90°  
 SECHAGE SUR VIRAGE MECANISE 90°



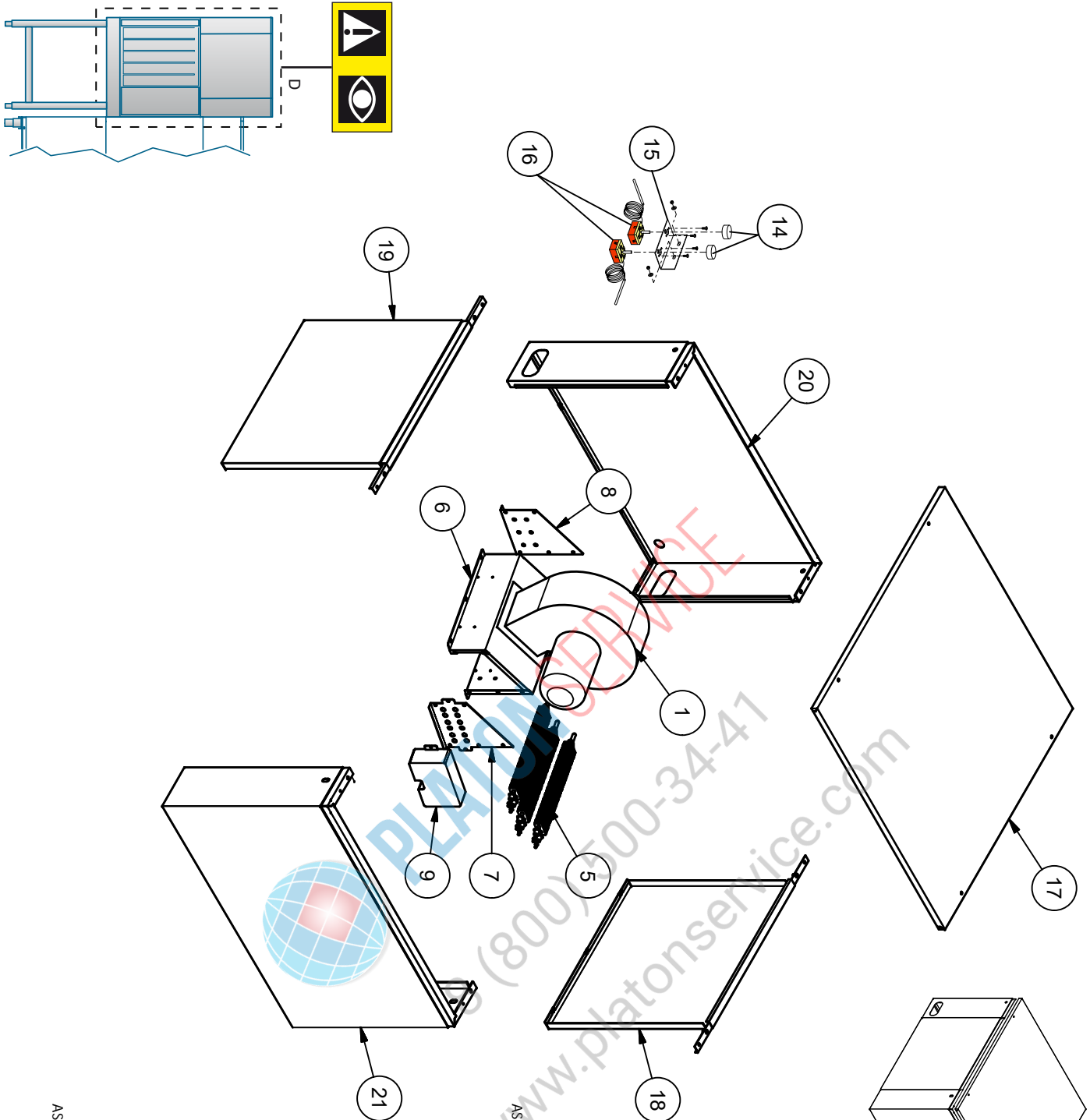
ITEM / ID	CODICE / P-code	DESCRIZIONE (IT)	Q.TA'/Q.TY
1	DW3070221	FASCIAME CURVA MOTORIZZATA	1
2	DW3070045	TETTO ASCIUGATURA IN CURVA (90°)	1
3	DW3070265	COLONNINA CURVA MOTORIZZATA 90° DX	1
4	DW3070032	CONVOGLIATORE MANDATA ARIA	1
8	DW11815	SEGER Ø8 INOX UNI7435	2
9	DW11185	RONDELLA 8X16 PIANA INOX DIN125	2
10	DW3004052	ASSE TENDINA INTERNA	1
11	DW3004050	TENDINA	1



PLATON SERVICE

8 (800) 500-34-41

[www.platonservice.com](http://www.platonservice.com)

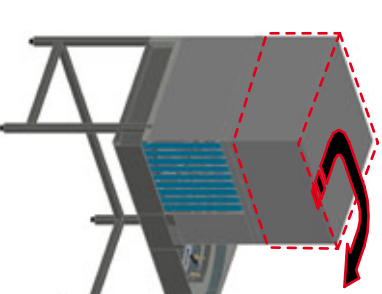
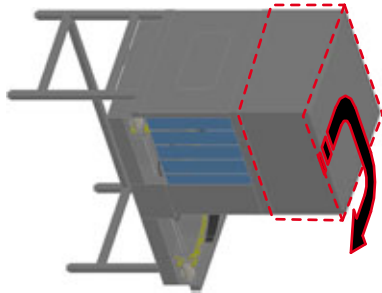
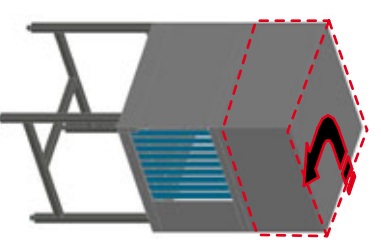
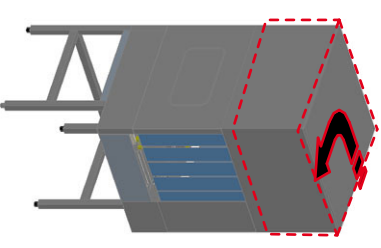


ASCIUGATURA SU CURVA MOTORIZZATA 90°  
 DRYER WITH MOTORIZED ARC 90°  
 SECHAGE SUR VIRAGE MOTORISÉ 90°

ASCIUGATURA SU CURVA MECCANIZZATA 90°  
 DRYER WITH MECHANIZED ARC 90°  
 SECHAGE SUR VIRAGE MECANISÉ 90°

ASCIUGATURA SU CURVA MOTORIZZATA 180°  
 DRYER WITH MOTORIZED ARC 180°  
 SECHAGE SUR VIRAGE MOTORISÉ 180°

ASCIUGATURA SU CURVA MECCANIZZATA 180°  
 DRYER WITH MECHANIZED ARC 180°  
 SECHAGE SUR VIRAGE MECANISÉ 180°





ITEM / ID	CODICE / P-code	DESCRIZIONE (IT)	Q.TA'/Q.TY
1	DW3003118	MOTOVENTILATORE VMN604 0,25KW 230/400 50HZ	1
5	DW3071075	RESISTENZA RETTANGOLARE	---
6	DW3070120/A	CARTER PER RESISTENZE ASCIUGATURA - 90°	1
7	DW3070177/A	CARTER POSTERIORE PER RESISTENZE ASCIUGATURA - 90°	1
8	DW3070142/A	CARTER FRONTALE PER RESISTENZE ASCIUGATURA - 90°	1
9	DW3071078	SCATOLA COPRIRESISTENZE	1
11	ND	ASSIEME SUPERIORE PER ASCIUGATURA - 90°	1
14	DW15105/C	MANOPOLA TERMOSTATO 0-300°C	2
15	DW3009104	SUPPORTO TERMOSTATO	1
16	DW10707/3	TERMOSTATO CON ALBERO 0-300°C	2
17	DW3070129	COPERCHIO	1
18	DW3070174	PORTA ASCIUGATURA	1
19	DW3070210	PORTA POSTERIORE	1
20	DW3070213	CARTER ANTERIORE	1
21	DW3070126	CARTER POSTERIORE	1



PLATON SERVICE

8 (800) 500-34-41

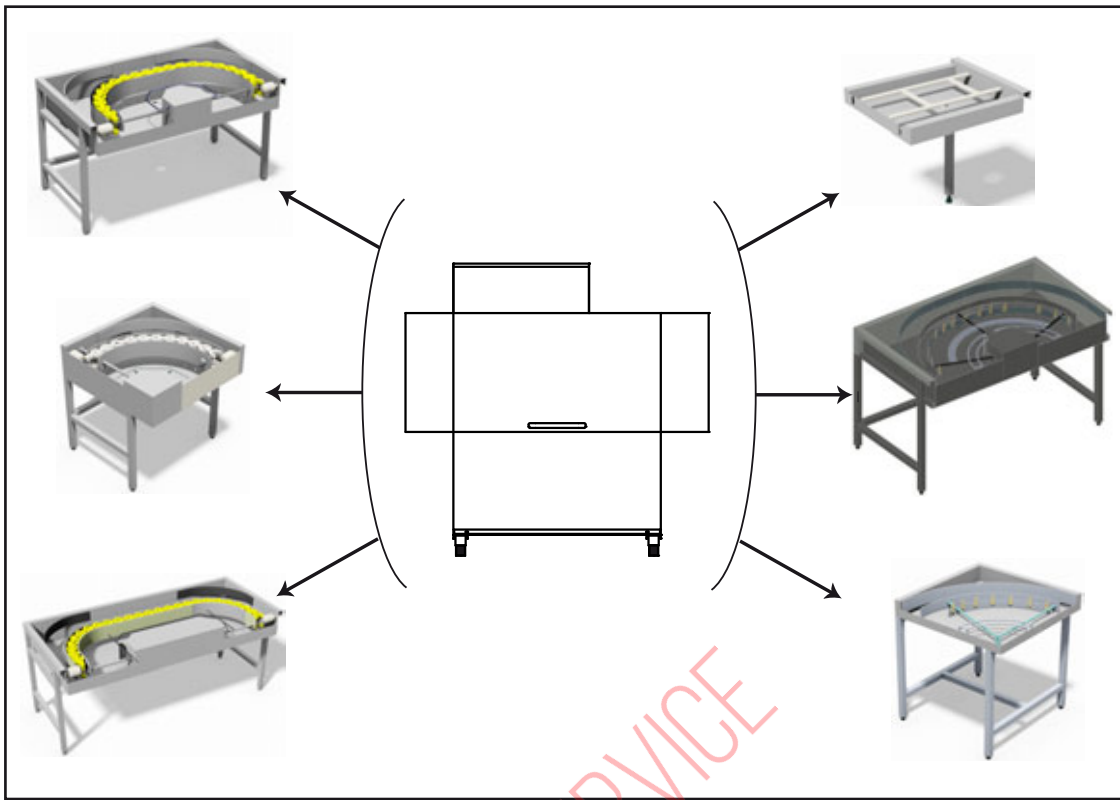
www.platonservice.com



**PLATON**SERVICE

8 (800) 500-34-47

[www.platonservice.com](http://www.platonservice.com)



**ACCESSORI**



**ACCESSORIES**



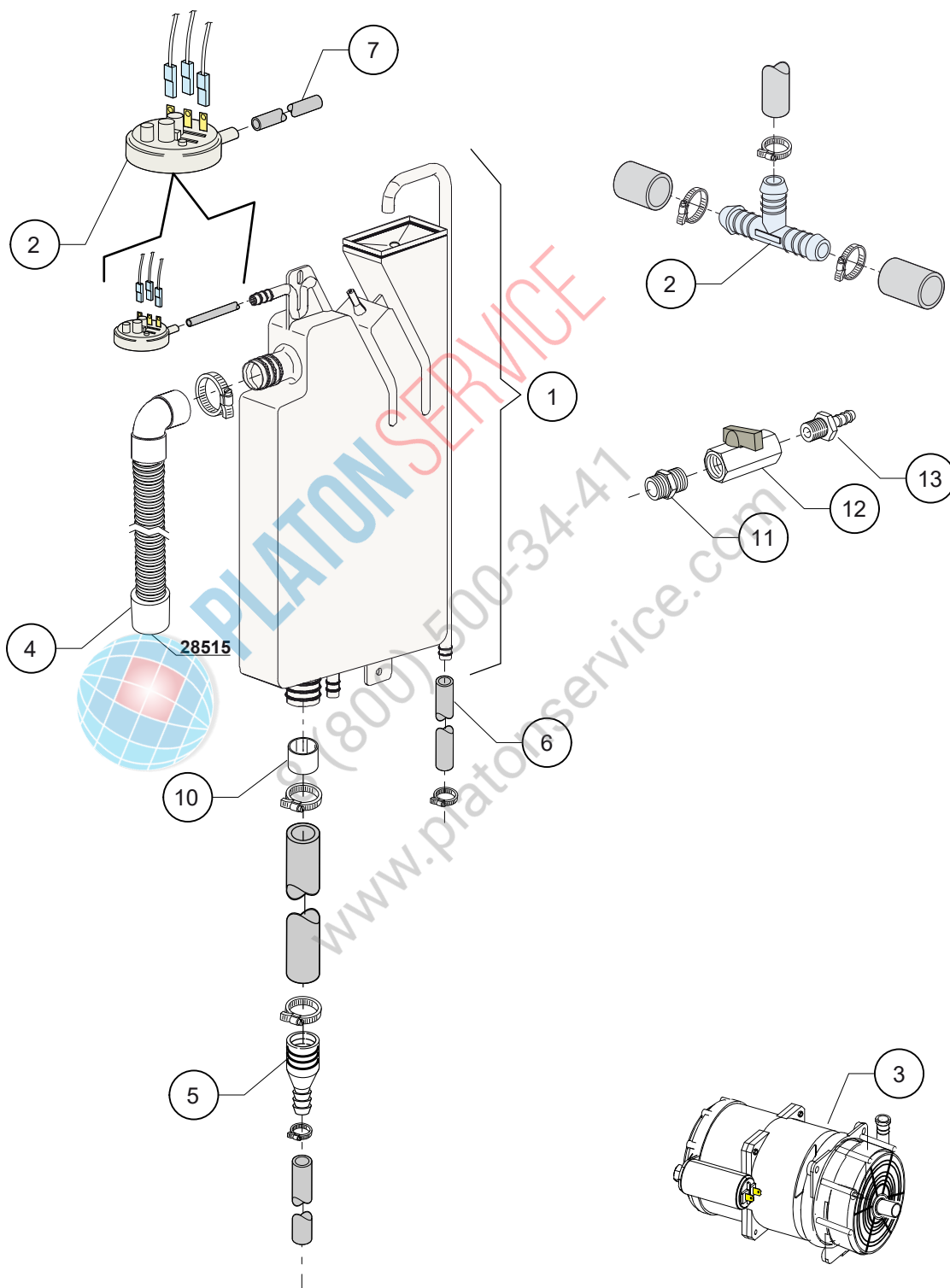
**ACCESSOIRES**



PLATON SERVICE  
8 (800) 500 22 44  
www.platonservice.com



06\_004\_e  
Rev.





ITEM / ID	CODICE / P-code	DESCRIZIONE (IT)	Q.TA'/Q.TY
1	DW15735	Assieme break tank	1
2	DW10706/A	Pressostato 46-26	1
3	DWHE F€JJA	<del>Pompa di risciacquo GHEB100 Va 5€D€PZ</del>	<del>1</del>
4	DW15727	Canna BT lunga	1
5	DW3003063	Riduttore	1
6	DW2907352	Tubo gomma PVC WRAS	1
7	DW14508	Tubo gomma EPDM 4,5x9 (min. 2 mt)	1
9	DW540098	Derivazione 3 vie D25	1
10	DW12533	Rinforzo per tubo in uscita ( break tank )	1
11	DW12023	Portagomma 1/2" Ø 12/20	1
12	DW3002140	Rubinetto	1
13	DW12027	Nipple	1



PLATON SERVICE

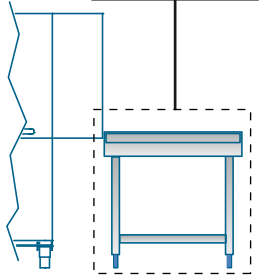
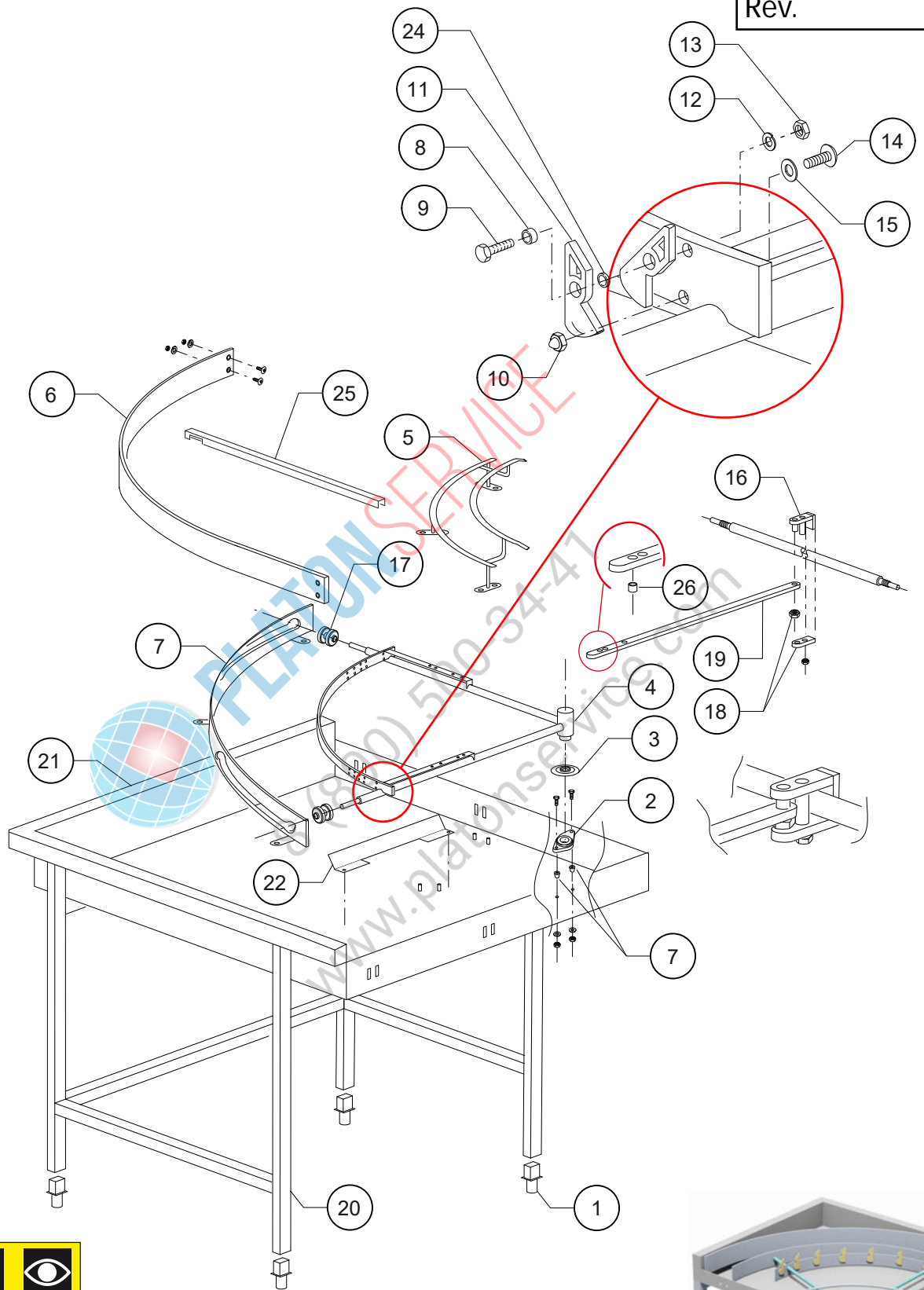
8 (800) 500-34-41

www.platonservice.com





15\_102\_e  
Rev.

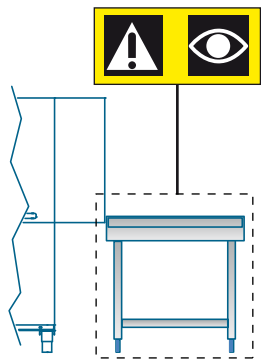
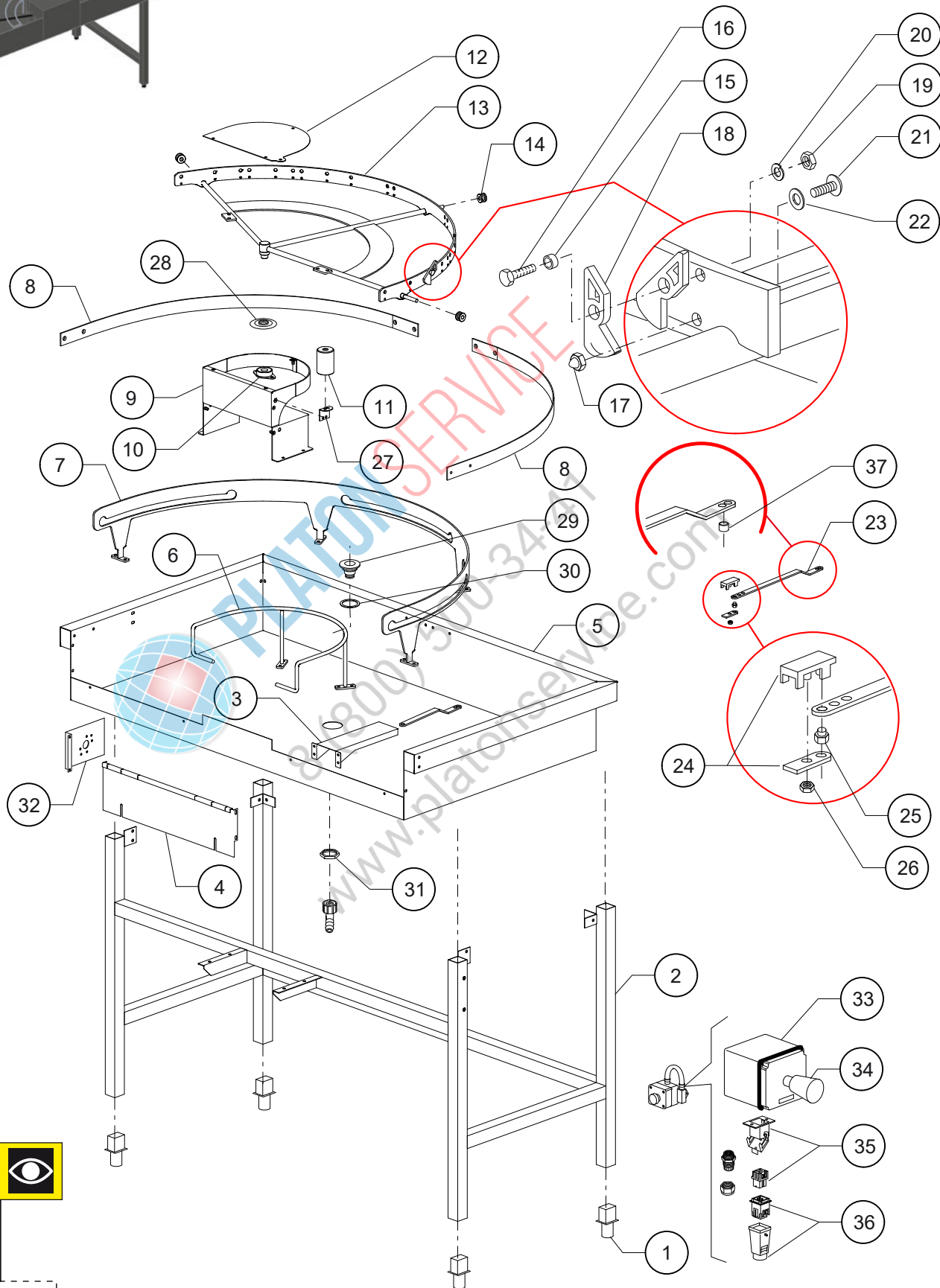
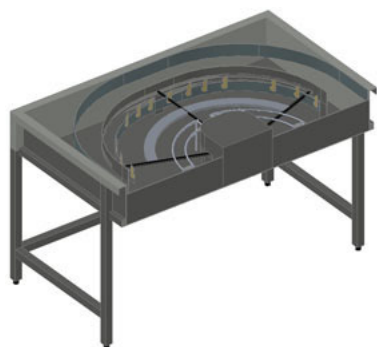




ITEM / ID	CODICE / P-code	DESCRIZIONE (IT)	Q.TA'/Q.TY
<b>1</b>	DW3000352	Piedino regolabile	<b>1</b>
<b>2</b>	DW3000260	Supporto flangiato	<b>1</b>
<b>3</b>	DW3004161	Disco antigoccia	<b>1</b>
<b>4</b>	DW3063006	Trasporto centrale	<b>1</b>
<b>5</b>	DW3063002	Portacesto interno	<b>1</b>
<b>6</b>	DW3063003	Guidacesto esterno	<b>1</b>
<b>7</b>	DW3063005	Assieme guida per trasporto centrale	<b>1</b>
<b>8</b>	DW3003060	Boccola distanziale 11,7x11x6	<b>1</b>
<b>9</b>	DW11128	Vite inox M10x25 TE	<b>1</b>
<b>10</b>	DW11707	Dado M5 inox	<b>1</b>
<b>11</b>	DW3063009	Cricotto inox	<b>1</b>
<b>12</b>	DW11609	Rondella inox M8	<b>1</b>
<b>13</b>	DW11719	Dado inox M10	<b>1</b>
<b>14</b>	DW11197	Vite M5x10 inox TCB	<b>1</b>
<b>15</b>	DW11608	Rondella grower M5 inox	<b>1</b>
<b>16</b>	DW3063008	Aggancio asse macchina	<b>1</b>
<b>17</b>	DW3063007	Ruota	<b>2</b>
<b>18</b>	DW3063010	Controdado di aggancio asse macchina	<b>1</b>
<b>19</b>	DW3063004	Biella di connessione su macchina	<b>1</b>
<b>20</b>	DW3063001	Telaio curva mecanizzata	<b>1</b>
<b>21</b>	DW3063000	Pianale curva mecanizzata	<b>1</b>
<b>22</b>	DW391080	Spondina di ricircola aria	<b>1</b>
<b>23</b>	DW10600206	Ogiva teflon	<b>2</b>
<b>24</b>	DW3003024	Rondella teflon	<b>1</b>
<b>25</b>	DW3063016	Profilo di chiusura e protezione	<b>1</b>
<b>26</b>	DW3003158	Distanziale	<b>1</b>



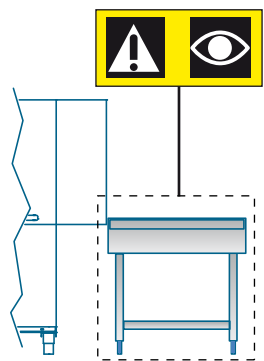
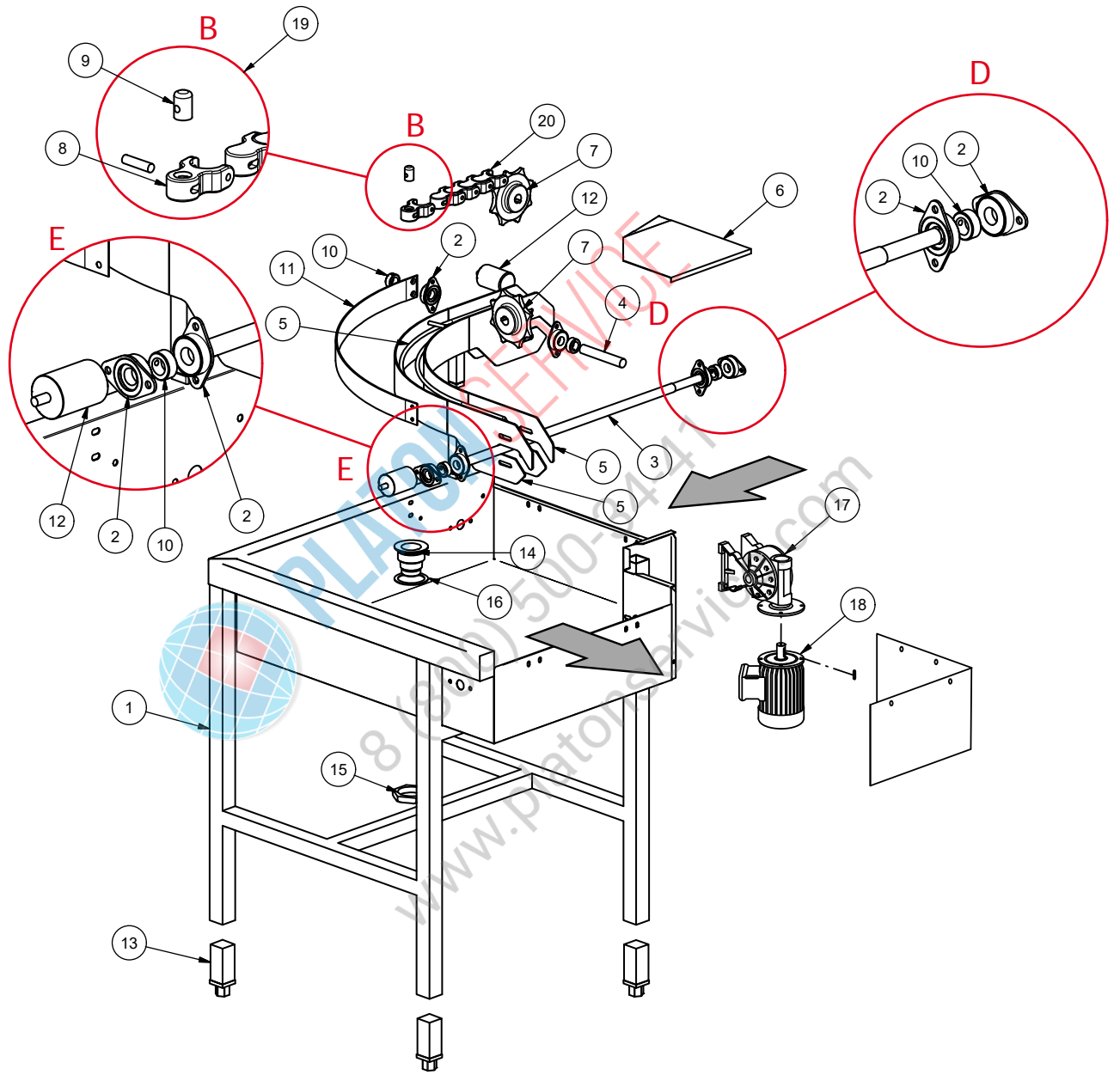
15\_103\_e  
Rev.







DWG-55535  
Rev.





ITEM / ID	CODICE / P-code	DESCRIZIONE (IT)	Q.TA'/Q.TY
1	ND		1
2	DW3000260	SUPORTO FLANGIATO PER CATENA	6
3	DW3003047	ALBERO ROTAZIONE CATENA	1
4	DW3003050	ALBERO FOLLE PER CATENA C.M.90°	1
5	DW3003057	ASSIEME GUIDA PER CATENA 90°	1
6	ND	COPERTURA	1
7	DW3000261	PIGNONE 8 DENTI D.130.6	2
8	DW3000270	DENTE CATENA	1
9	ND	PERNO DENTE CATENA	1
10	DW3003048	DISTANZIALE PER CUSCINETTI	4
11	DW3009312	PIATTO GUIDA CESTO C.M.90°	1
12	DW3000262	RULLO A SBALZO D.50X80 M8X25	2
13	DW3000252	PIEDINO INOX 1" PER TUBO 40X40X1	4
14	DW10200113	PILETTA SCARICO	1
15	DW10200114	DADO PILETTA G2 ESA-75	1
16	DW10200173	GUARNIZIONE 75X58X2	1
17	DW3000253	RIDUTTORE SINISTRO (SX) 1:100	1
17	DW3000254	RIDUTTORE DESTRO (DX) 1:100	1
17	DW3000255	RIDUTTORE DESTRO (DX) 1:70	1
17	DW3000250	RIDUTTORE SINISTRO (SX) 1:70	1
18	DW3000102	MOTORE - 8P 230/400V 50Hz	1
18	DW3000107	MOTORE - 6/8P 230/400V 50Hz - REDUCED	1
18	DW3000108	MOTORE - 6/8P 230/400V 50Hz - REDUCED	1
18	DW3000251	MOTORE - 0,18 HP	1
18	DW3000110	MOTORE - 6/8P 400/415V 50Hz	1
18	DW3000109	MOTORE - 6/8P 230V 50Hz	1
19	DW3000270	SPINTORE+SUPPORTO+ALBERINO	1
20	DW3000259	CATENA PER CURVA	1



CURVA MOTORIZZATA 180°


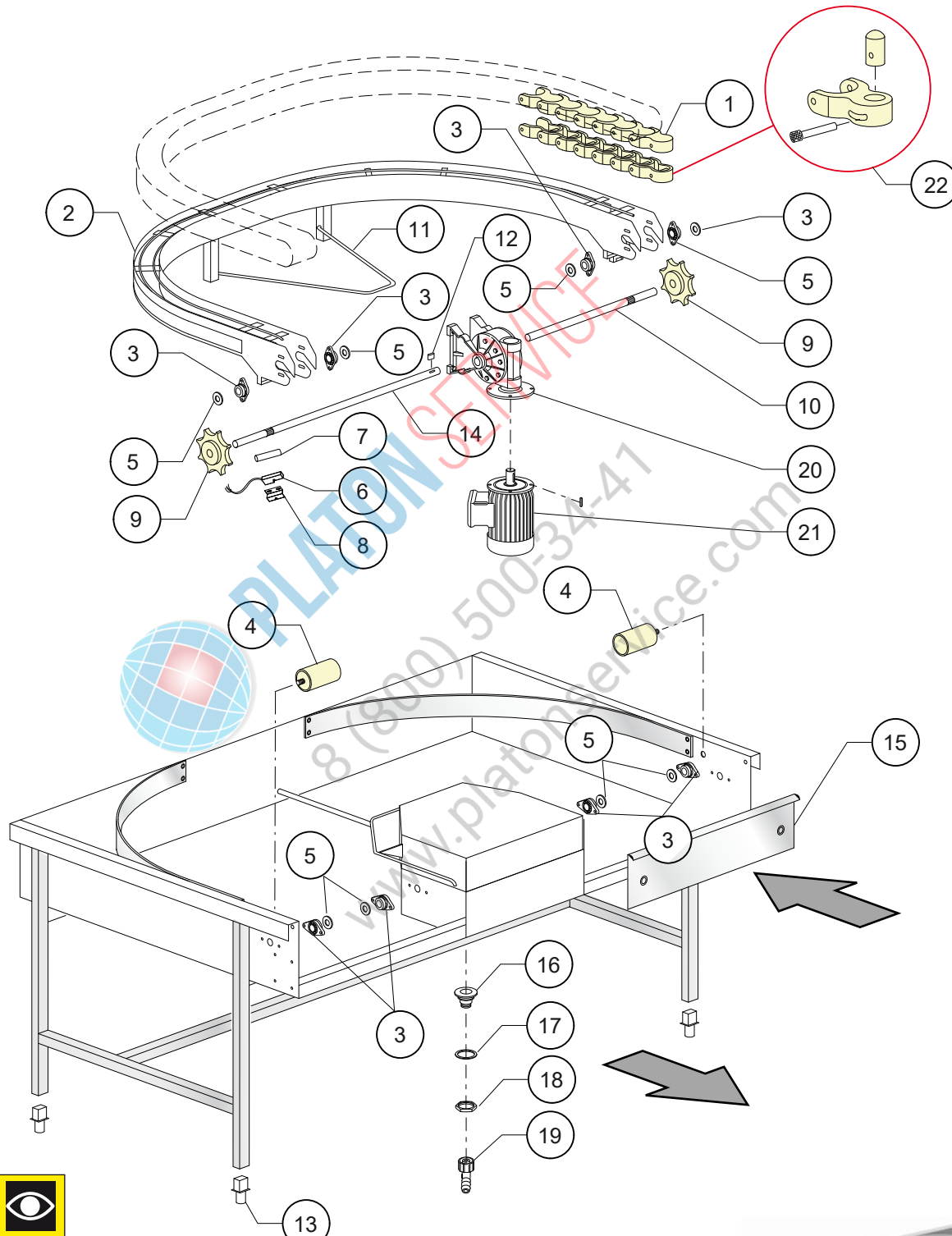


MOTORIZED CURVE 180°

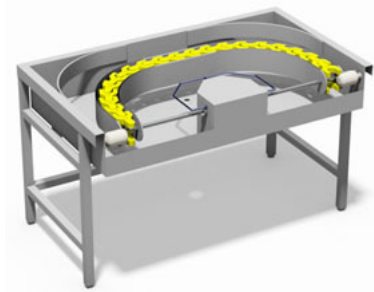
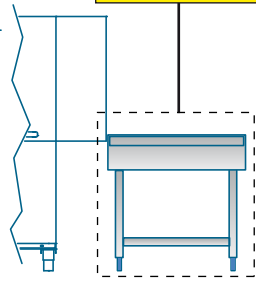


VIRAGE A 180° MOTORIZÉ

16\_001\_e  
Rev.



PLATON SERVICE  
8 (800) 500-34-41  
www.platonservice.com











CURVA MOTORIZZATA 180°

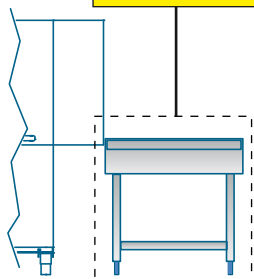
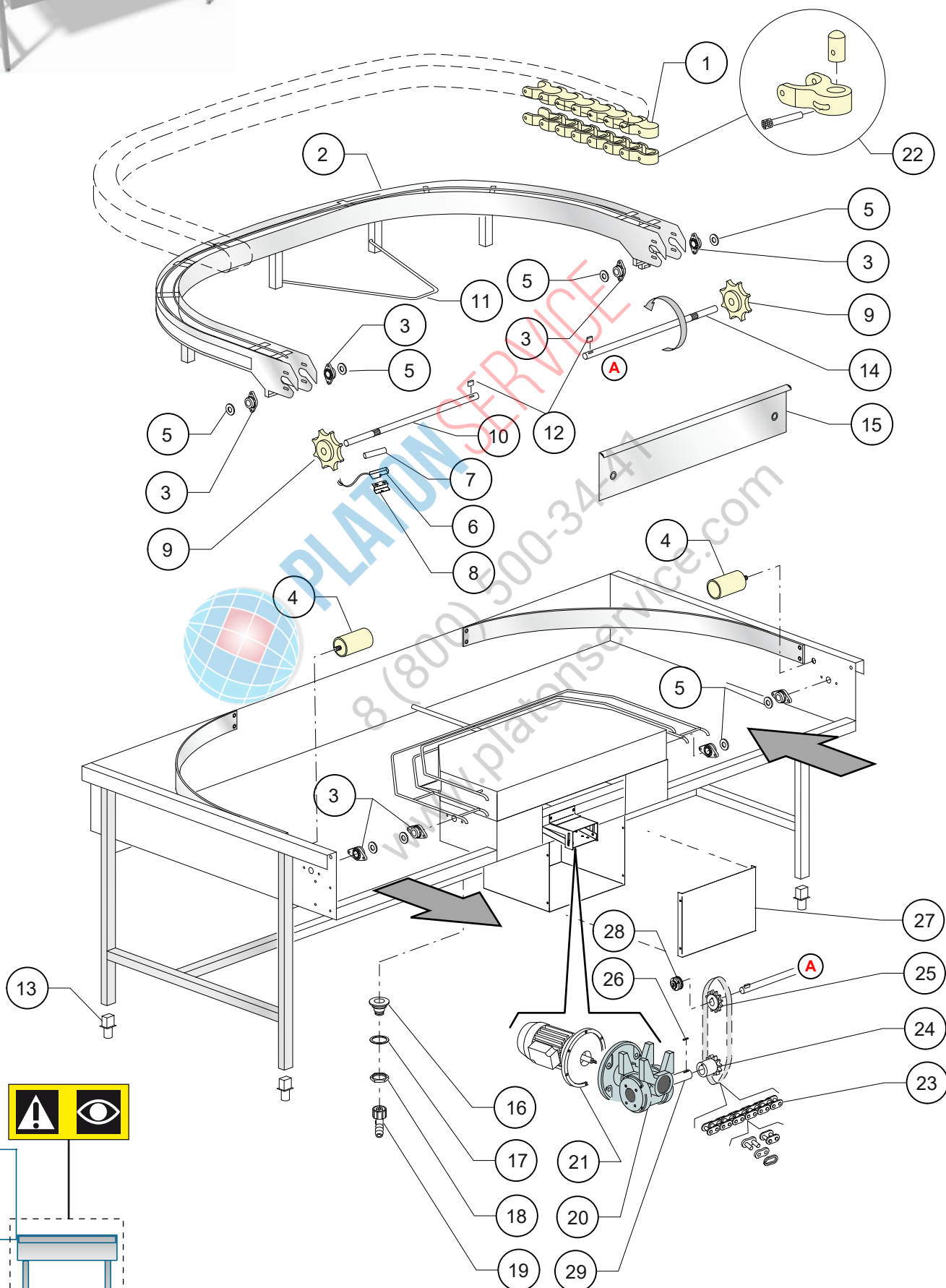



MOTORIZED CURVE 180°



VIRAGE A 180° MOTORIZÉ

16\_001xe  
Rev.

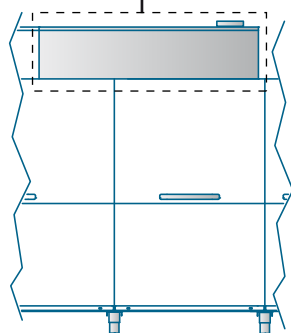
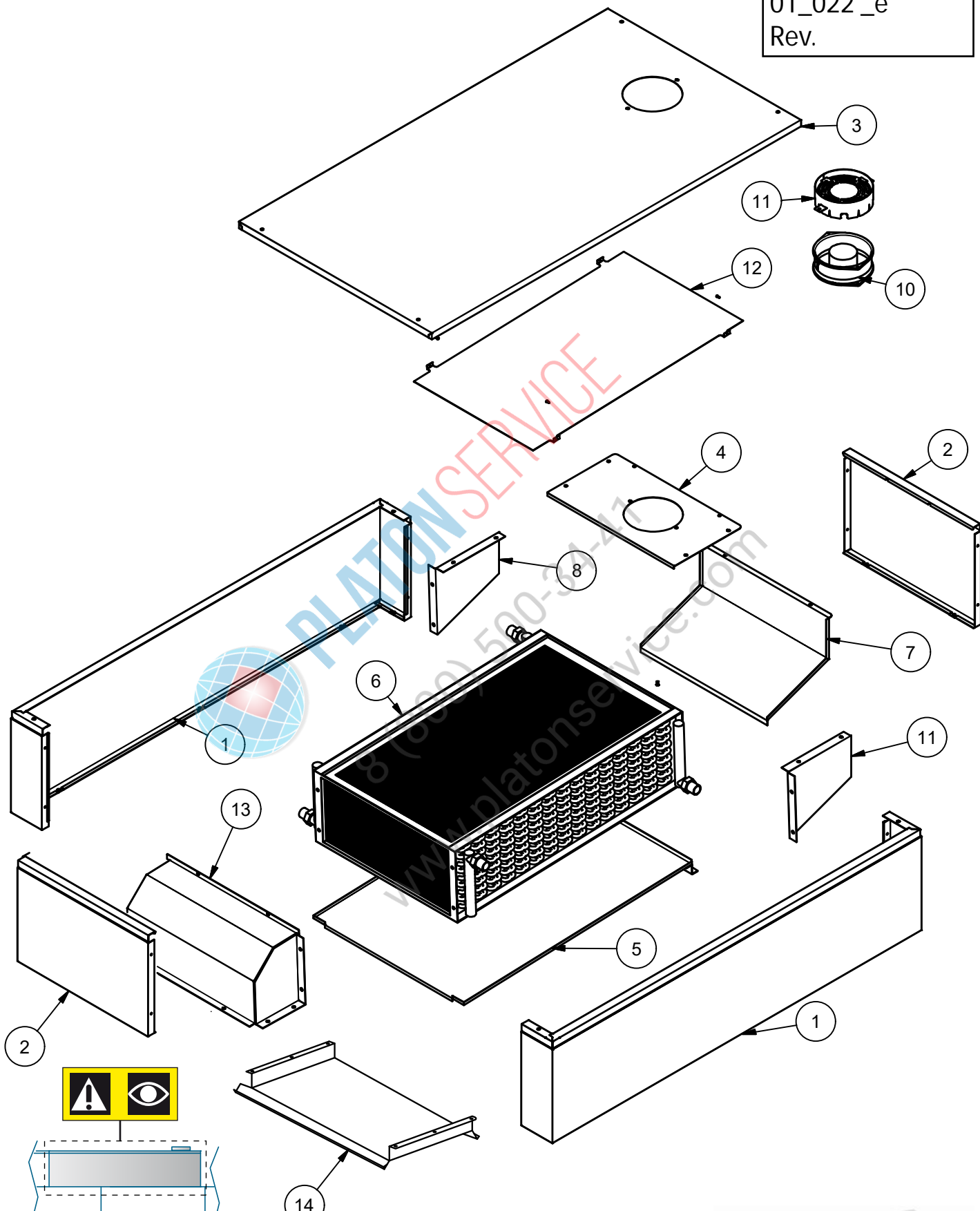




ITEM / ID	CODICE / P-code	DESCRIZIONE (IT)	Q.TA'/Q.TY
1	DW3000259	Catena per curva	1
2	DW3003149	Assieme guida per catena	1
3	DW3000260	Supporto flangiato per catena	8
4	DW3000262	Rullo a sbalzo Ø50x80	2
5	DW3003048	Distanziale per cuscinetti	8
6	DW3003112	Reed	1
7	DW80232	Magnete	1
8	DW3009112	Supporto micro	1
9	DW3000261	Pignone 8 denti	1
10	DW3003051	Albero folle per catena	1
11	DW3003053	Braccio sollevamento guida catena	1
12	DW2001045	Chiavetta 6x6x25	2
13	DW3000252	Piedino regolabile	1
14	DW3003047/A	Albero per rotazione catena	1
15	DW3009609	Spondina	1
16	DW10200113	Piletta scarico	1
17	DW10200173	Guarnizione 75x58x2	1
18	DW10200114	Dado piletta scarico	1
19	DW15613	Gomito scarico 1" 1/4x30	1
20	DW3000255	Riduttore destro 1:70	1
20	DW3000256	Riduttore destro 1:45	1
20	DW3000253	Riduttore destro 1:100	1
20	DW3000254	Riduttore destro 1:100	1
20	DW3000250	Riduttore sinistro 1:70	1
21	DW3000102	Motore - 8P 230/400V 50HZ	1
21	DW3000107	Motore - 6/8P 400V 50HZ - ridotto	1
21	DW3000108	Motore - 6/8P 230V 50HZ - ridotto	1
21	DW3000110	Motore - 6/8P 400/415V 50HZ	1
21	DW3000109	Motore - 6/8P 230V 50HZ	1
21	DW3000251	Motore - 0,18HP - LC97	1
22	DW3000270	Spintore+supporto+alberino	1
23	DW3060041	Catena 1/2" 08B	1
24	DW3060171	Pignone Z13 1/2" - 5/16"	1
25	DW3003157	Pignone Z25 1/2"x 5/16"	1
26	DW2001045	Chiavetta 6x6x25	1
27	DW3003152	Coperchio carter motore	1
28	DW3020532	Kit frizione	1
29	DW3003150	Albero di uscita motoriduttore	1



01\_022\_e  
Rev.





ITEM / ID	CODICE / P-code	DESCRIZIONE (IT)	Q.TA'/Q.TY
1	DW3070223	CARTER ANTERIORE / POSTERIORE	2
2	DW3070175	CARTER LATERALE	2
3	DW3070225	COPERCHIO	1
4	DW3070227	CARTER SUPERIORE PER CAMINO	1
5	DW3009351	SCIVOLO	1
6	DW3000151	BATTERIA RECUPERATORE	1
7	DW3070229	CARTER INFERIORE CAMINO	1
8	DW3070230	FIANCO LATERALE DESTRO (DX) CARTER CAMINO	1
9	DW3070231	FIANCO LATERALE SINISTRO (SX) CARTER CAMINO	1
10	DW11600715	VENTILATORE	1
11	DW11600717	CAMINO	1
12	DW3009656	TAMPONAMENTO INFERIORE	1
13	DW3009500	CAPOTTINA ANTERIORE	1
14	DW3009090	PARASPRUZZI	1



PLATON SERVICE

8 (800) 500-34-41

www.platonservice.com



RECUPERATORE

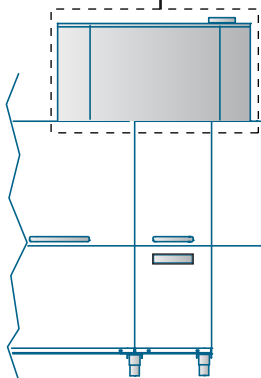
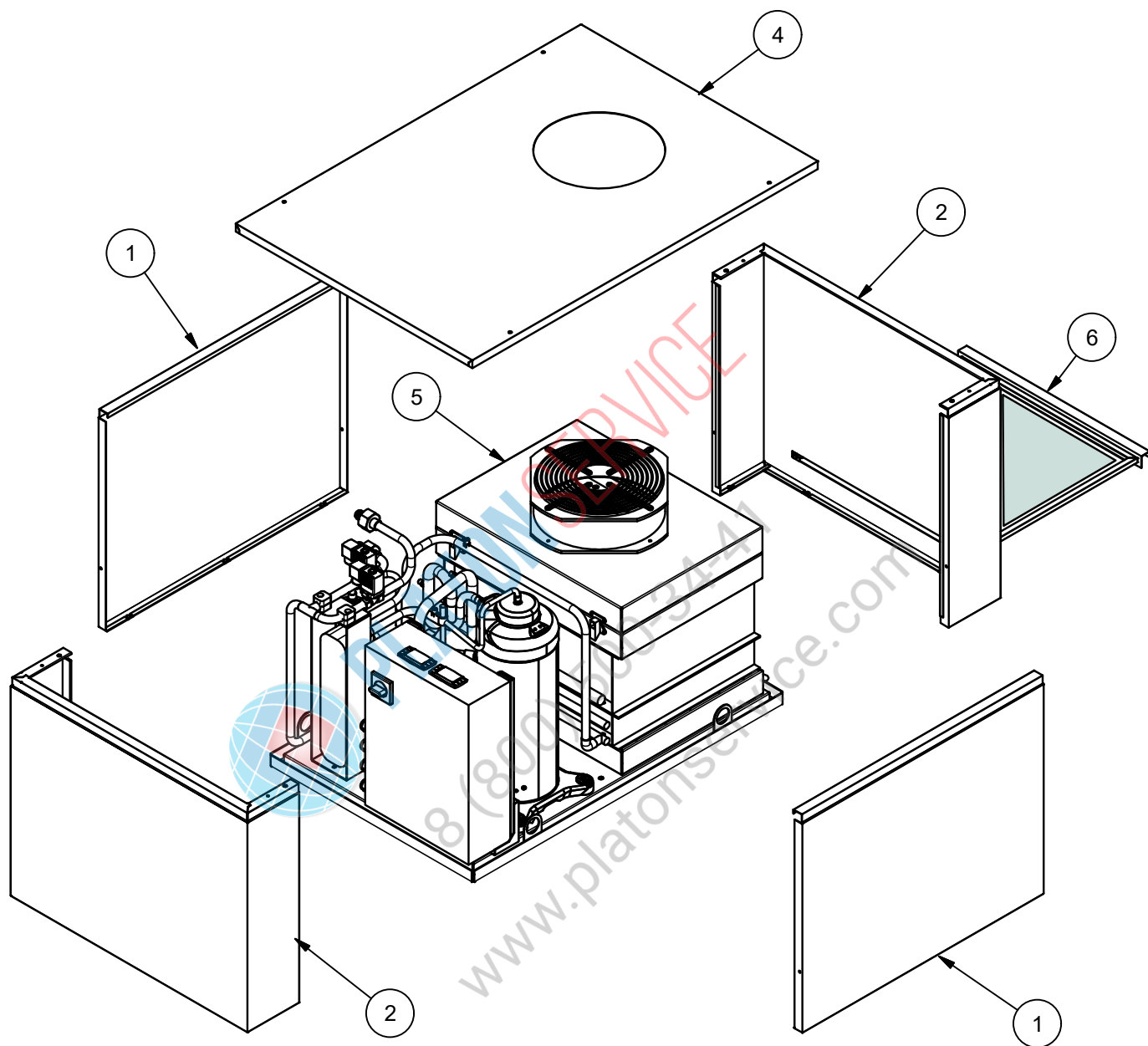


HEAT RECOVERY



RECUPÉRATEUR DE BUES

01\_0023\_e  
Rev.





ITEM / ID	CODICE / P-code	DESCRIZIONE (IT)	Q.TA'/Q.TY
1	DW3070315	CARTER LATERALE	2
2	DW3070317	CARTER POSTERIORE	1
3	DW3070314	CARTER ANTERIORE	1
4	DW3070316	COPERCHIO	1
5	DW3071178	GRUPPO POMPA DI CALORE	1
6	DW3070054	FILTRO	1



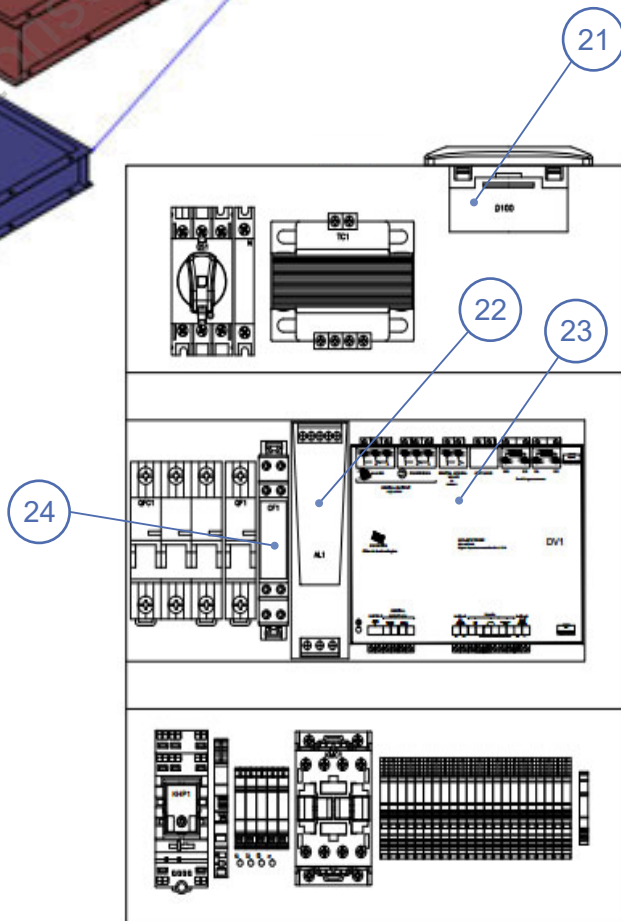
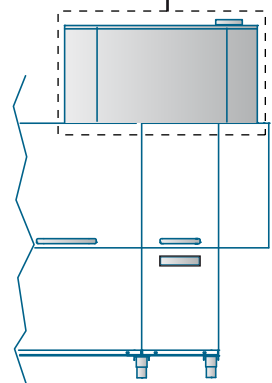
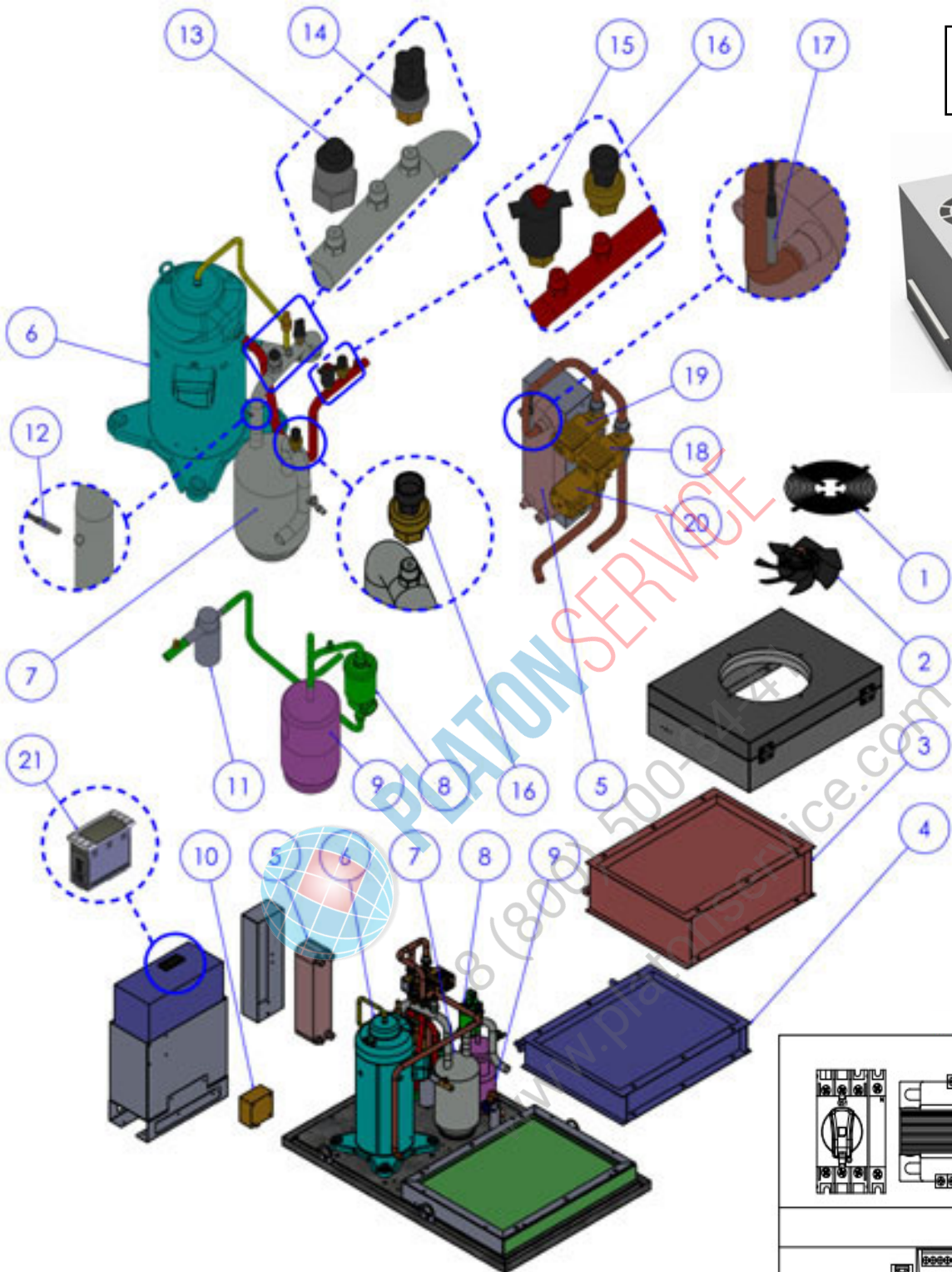
**PLATON SERVICE**

8 (800) 500-34-47

[www.platonservice.com](http://www.platonservice.com)



01\_0023\_e  
Rev.





ITEM / ID	CODICE / P-code	DESCRIZIONE (IT)	Q.TA'/Q.TY
1	NC	GRIGLIA VENTILATORE ASSIALE	--
2	DW30711778/A	VENTILATORE ASSIALE ECM D.250	--
3	DW30711778/G	BATTERIA EVAPORANTE DESTRA TELAIO INOX	--
4	DW30711778/H	BATTERIA ACQUA TELAIO INOX	--
5	DW30711778/I	SCAMBIATORE A PIASTRE 4x3/4" - 16	--
6	DW30711778/B	COMPRESSORE SCROLL 3F - 400 V - 50 Hz	--
7	DW30711778/J	SEPARATORE DI LIQUIDO 3 LT SL1C22130250	--
8	DW30711778/C	FILTRO INDICATORE ODF 1/2"	--
9	DW30711778/K	RICEVITORE DI LIQUIDO VERTIC. cod. RV3CC102X210	--
10	DW30711778/L	PRESSOSTATO DIFFERENZIALE ARIA 100...1100 Pa	--
11	DW30711778/M	VALVOLA ESPANS. ELETTRONICA	--
12	DW30711778/N	SENSORE TEMPERATURA ECN-N60	--
13	DW30711778/O	SENSORE PRESSIONE PT5-07M	--
14	DW30711778/X	PRESSOSTATO DI BASSA PRESSIONE 0,7-2,2 BAR	--
15	DW30711778/P	PRESSOSTATO DI ALTA PRESSIONE PER R134a	--
16	DW30711778/Q	TRASDUTTORE PRESSIONE ATT. 1/4 SAE F - SERIE 2CP5-47	--
17	DW30711778/R	SONDA NTC TIPO WH IP68 NTC015WH01	--
18	DW30711778/D	VALVOLA A 2 VIE CON BOBINA 203V 50Hz	--
19	DW30711778/E	VALVOLA A 2 VIE CON BOBINA 203V - 50 Hz . 0-10 BAR	--
20	DW30711778/F	VALVOLA A 2 VIE CON BOBINA 24V DC - proporzionale	--
21	DW30711778/S	MICROPROCESSORE DIXELL IC208CX	--
22	DW30711778/T	ALIMENTATORE WEIDMULLER 146947	--
23	DW30711778/U	CONTROLLO FASI LOVATO PMV 10A440	--
24	DW30711778/V	DRIVER PILOTAGGIO VALVOLA ESPANSIONE EMERSON EC3-D72 TCP-IP	--

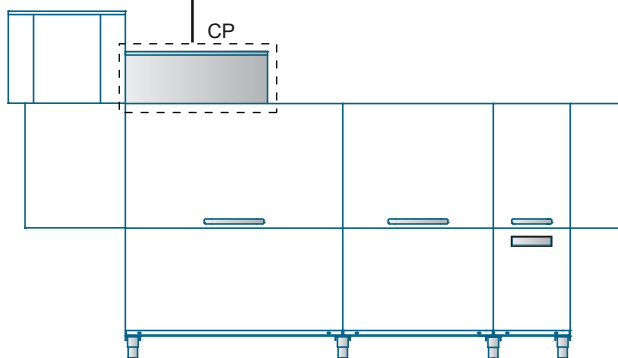
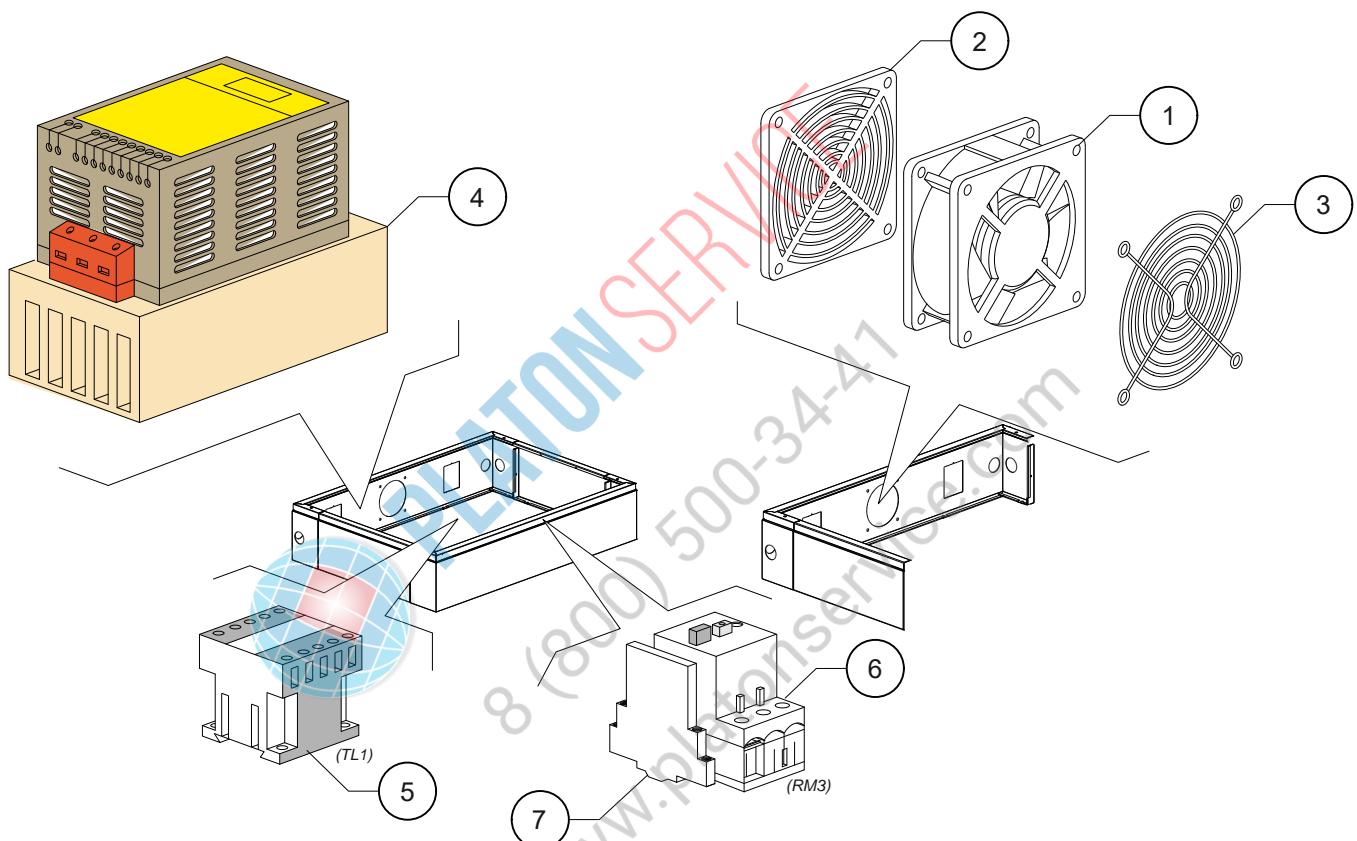


8 (800) 501444

www.platonservice.com



01\_005\_e  
Rev.





ITEM / ID	CODICE / P-code	DESCRIZIONE (IT)	Q.TA'/Q.TY
1	DW3000118	VENTOLA DI RAFFREDDAMENTO	1
2	DW3000118/A	FILTRO	1
3	DW3000118/B	GRIGLIA	1
4	DW3000117	INVERTER 0,35 Kw	1
5	DW2000370	TELERUTTORE MC9	1
6	DW2000400	SALVAMOTORE 4-6,3 A	1
7	DW3006080	CONTATTO AUSILIARIO LMS25	1



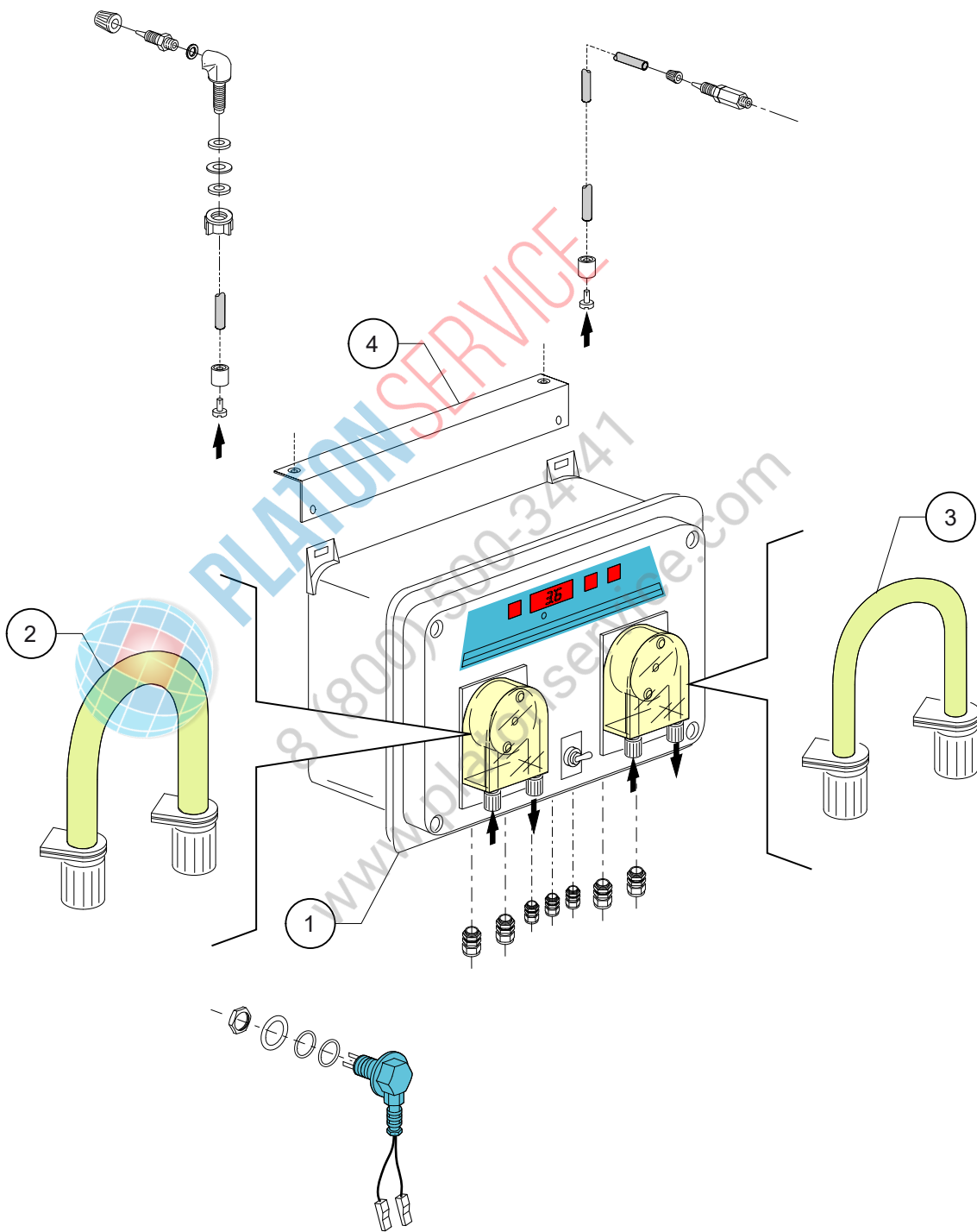
**PLATON SERVICE**

8 (800) 500-34-41

[www.platonservice.com](http://www.platonservice.com)



39\_001\_e  
Rev.





ITEM / ID	CODICE / P-code	DESCRIZIONE (IT)	Q.TA'/Q.TY
1	DW15181/A	Assieme per sistema dosatori SDN-3	1
2	DW15185	Tubo membrana in santopreme per dosatore detersivo	1
3	DW15186	Tubo membrana in silicone per dosatore brillantante	1
4	DW3009669	Supporto centralina dosatori SDN-3	1



**PLATON SERVICE**

8 (800) 500-34-47

[www.platonservice.com](http://www.platonservice.com)



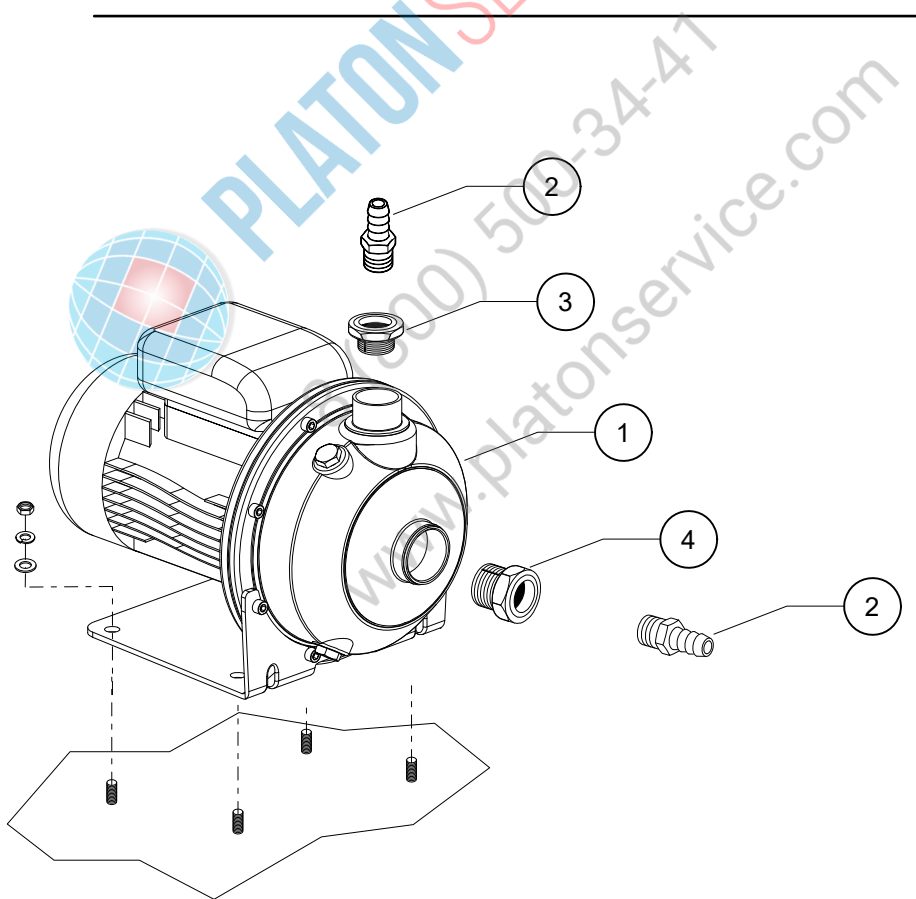
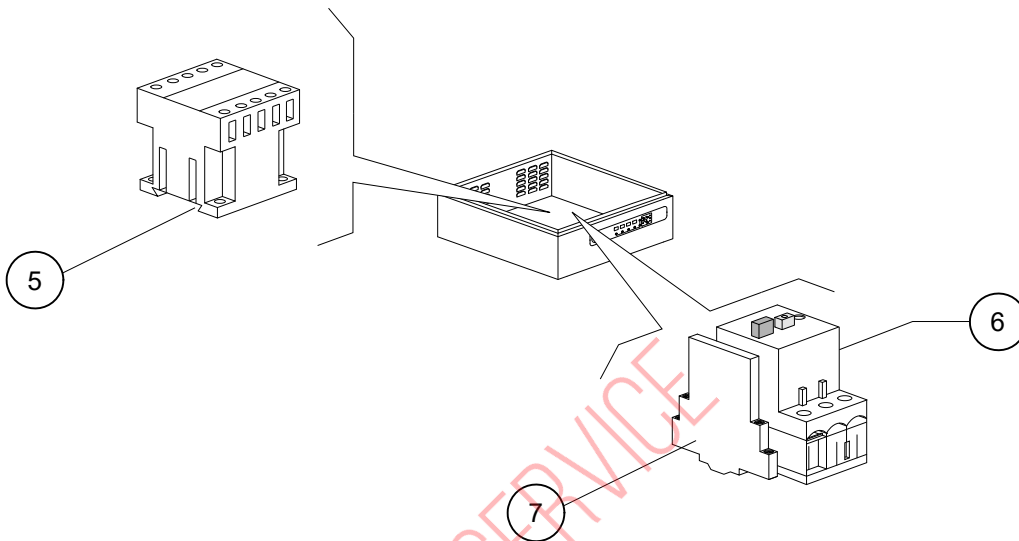
POMPA AUMENTO  
PRESSIONE



BOOSTER PUMP



POMPE AUGMENTATION  
PRESSION





ITEM / ID	CODICE / P-code	DESCRIZIONE (IT)	Q.TA'/Q.TY
1	DW15100/Q	POMPA 230/400V 50 HZ	1
1	DW3071102	POMPA 230/400V 60 HZ	1
2	DW12023	PORTAGOMMA M 1/2	2
3	DW12043	NIPPLE 1"M - 1/2" F	1
4	DW12042	NIPPLE 1"1/4M - 1/2" F	1
5	DW2000370	TELERUTTORE 9/16 A	1
6	DW2000390	MAGNETOTERMICO 1/1,6 A	1
7	DW3006080	CONTATTO AUSILIARIO	1



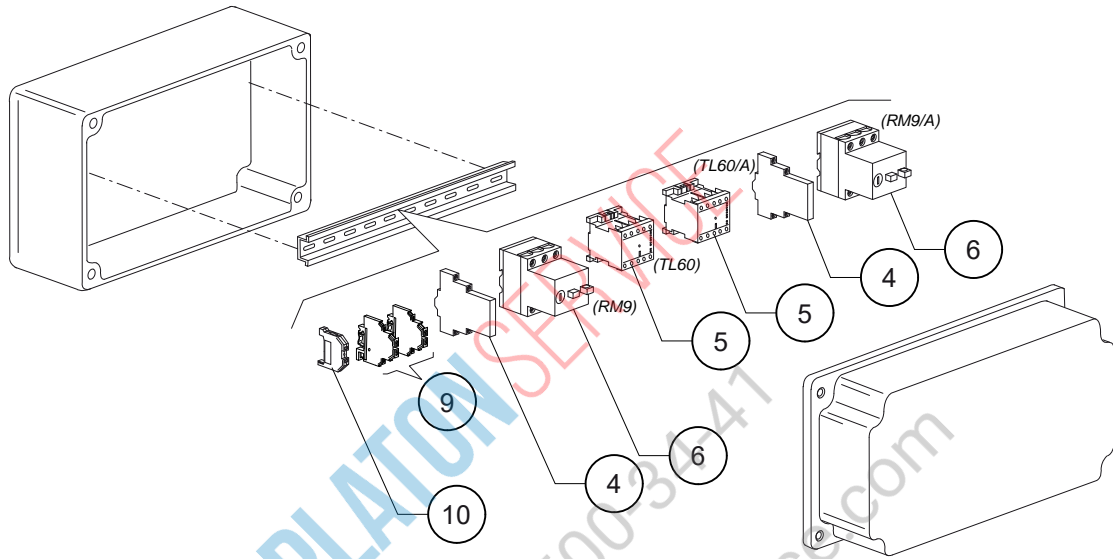
**PLATON SERVICE**

8 (800) 500-34-41

[www.platonservice.com](http://www.platonservice.com)

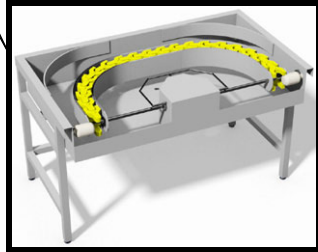
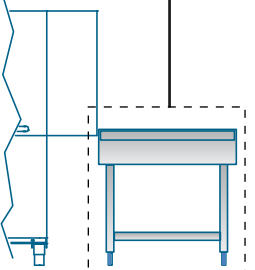
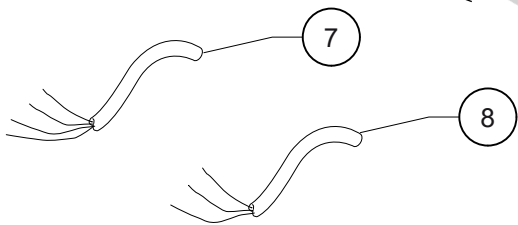


15\_303\_e  
Rev.



- 1
- 2
- 3

PLATON SERVICE  
8 (800) 500347  
www.platonservice.com





ITEM / ID	CODICE / P-code	DESCRIZIONE (IT)	Q.TA'/Q.TY
1	DW3000264	Scatola per emergenza	1
2	DW3000263	Pulsante emergenza	1
3	DW3002059	Contatto 1R	1
4	DW3006080	Contatto ausiliario LMS25	2
5	DW2000370	Teleruttore MC9	2
6	DW2000389	Salvatore 0,63 - 1A (vers.400 VaC 3N)	2
6	DW2000390	Salvatore 1 - 1.6A	2
7	DW3006134	Cavo antifiamma 4x1,5mm	1
8	DW3006136	Cavo antifiamma 3x1mm	1
9	DW3006092	Morsetto 4mm <sup>2</sup>	1
10	DW10300401	Morsetto massa 4mm <sup>2</sup>	1



PLATON SERVICE

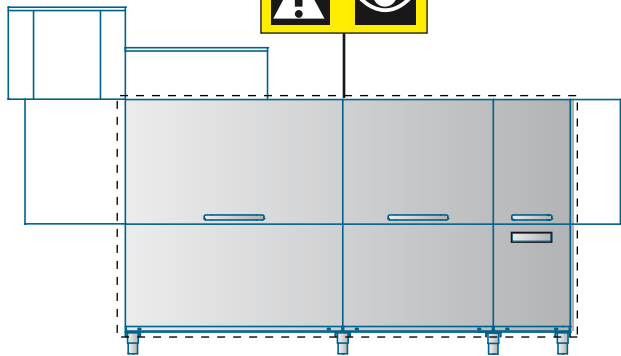
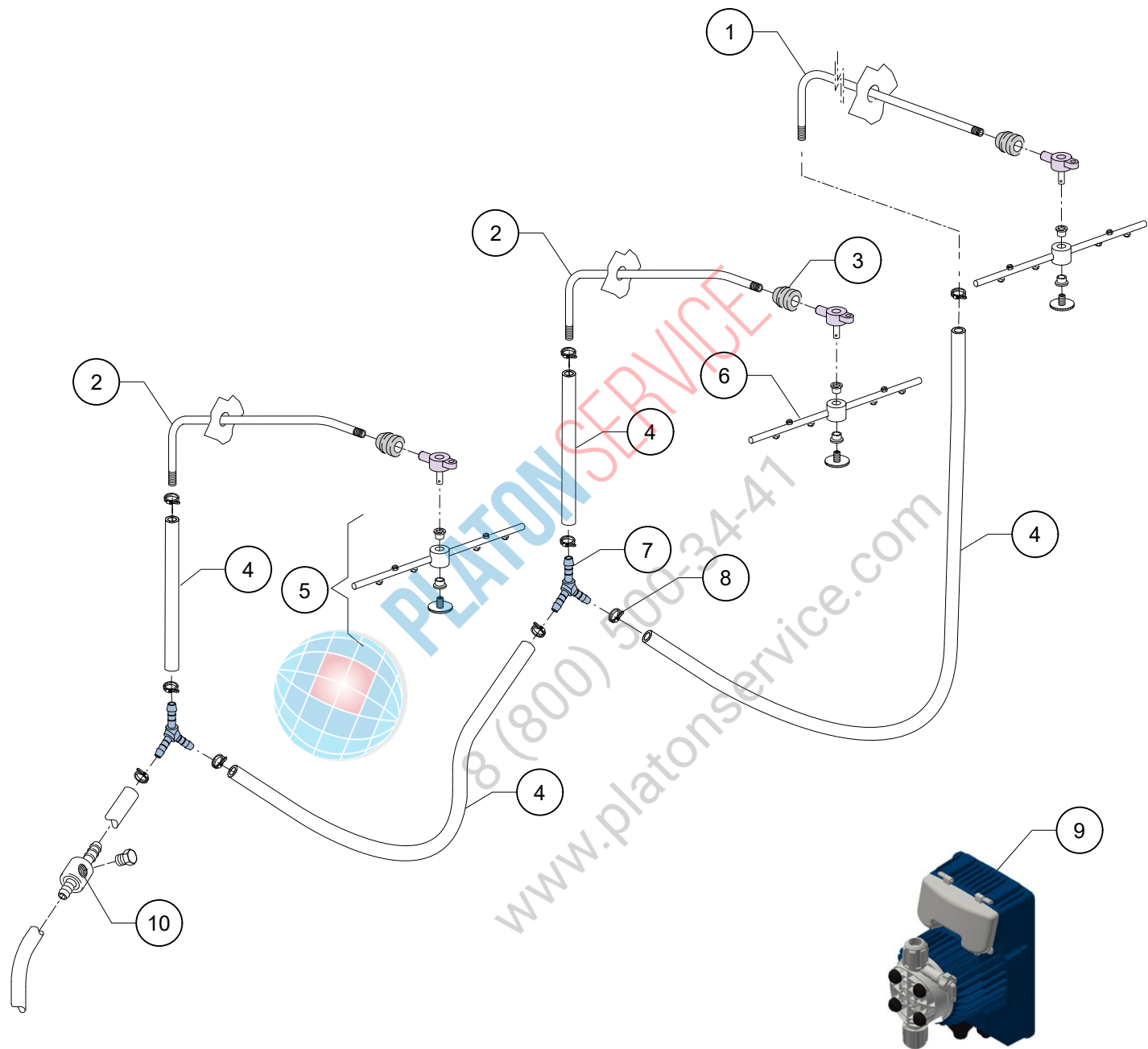
8 (800) 500-34-47

www.platonservice.com





01\_016\_e  
Rev.





ITEM / ID	CODICE / P-code	DESCRIZIONE (IT)	Q.TA'/Q.TY
1	DW391065	RAMPA DI SANITIZZAZIONE	---
2	DW392045	RAMPA DI SANITIZZAZIONE DX	---
2	DW392046	RAMPA DI SANITIZZAZIONE SX	---
3	DW13304	GUARNIZIONE PASSATUBO	---
4	DW14506	TUBO GOMMA EPDM Ø10X17	1
5	DW75918	GRUPPO GIRELLO DI SANITIZZAZIONE	---
6	DW391066	GIRELLO SANITIZZAZIONE	1
7	DW540090	DERIVAZIONE 3 VIE Ø 10	---
8	DW11800	FASCIETTA 8/16	---
9	DW391067	DOSATORE SANITIZZAZIONE 220/50 3L/H	1
10	DW3003906	RACCORDO SANITIZZAZIONE	1




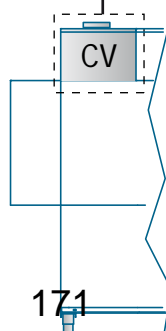
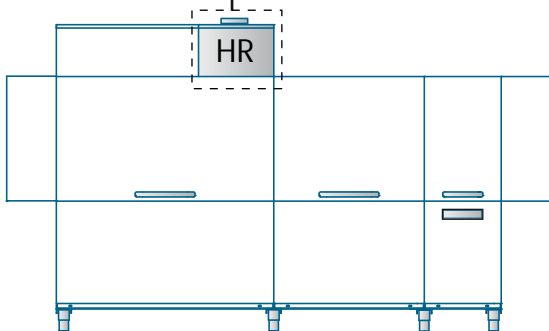
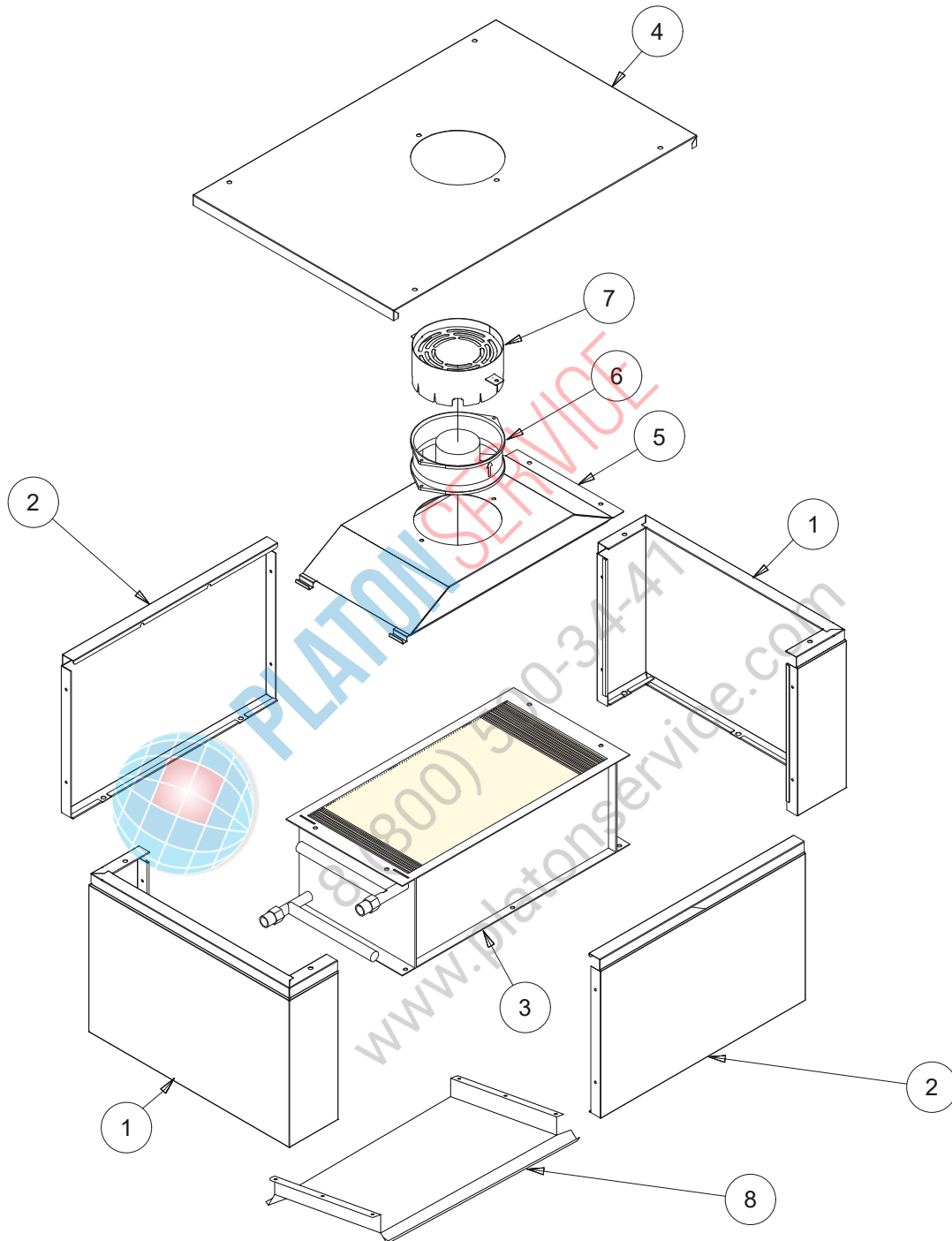
PLATON SERVICE

8 (800) 500-34-47

www.platonservice.com

ITEM / ID	DESCRIZIONE (IT)	DESCRIPTION (EN)	DESCRIPTION (FR)
CV	CONDENSA VAPORI	STEAM CONDENSER	CONDENSEUR DE BUEÉS
HR	RECUPERATORE TERMICO D'ENERGIA	HEAT RECOVERY	RÉCUPÉRATEUR D'ENERGIE

01\_021\_e  
Rev.





ITEM / ID	CODICE / P-code	DESCRIZIONE (IT)	Q.TA'/Q.TY
1	DW3070224	CARTER ANTERIORE / POSTERIORE	2
2	DW3070175	CARTER LATERALE	2
3	DW3000155	BATTERIA CONDENSA / RECUPERATORE	1
4	DW3070226	COPERCHIO	1
5	DW3070259	BASE	1
6	DW11600715	VENTILATORE	1
7	DW3071115	CAMINO	1
8	DW3070261	PARASPRUZZI	1



PLATON SERVICE

8 (800) 500-34-41

[www.platonservice.com](http://www.platonservice.com)



TAVOLO ENTRATA ANGOLO

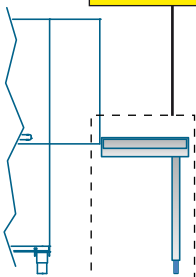
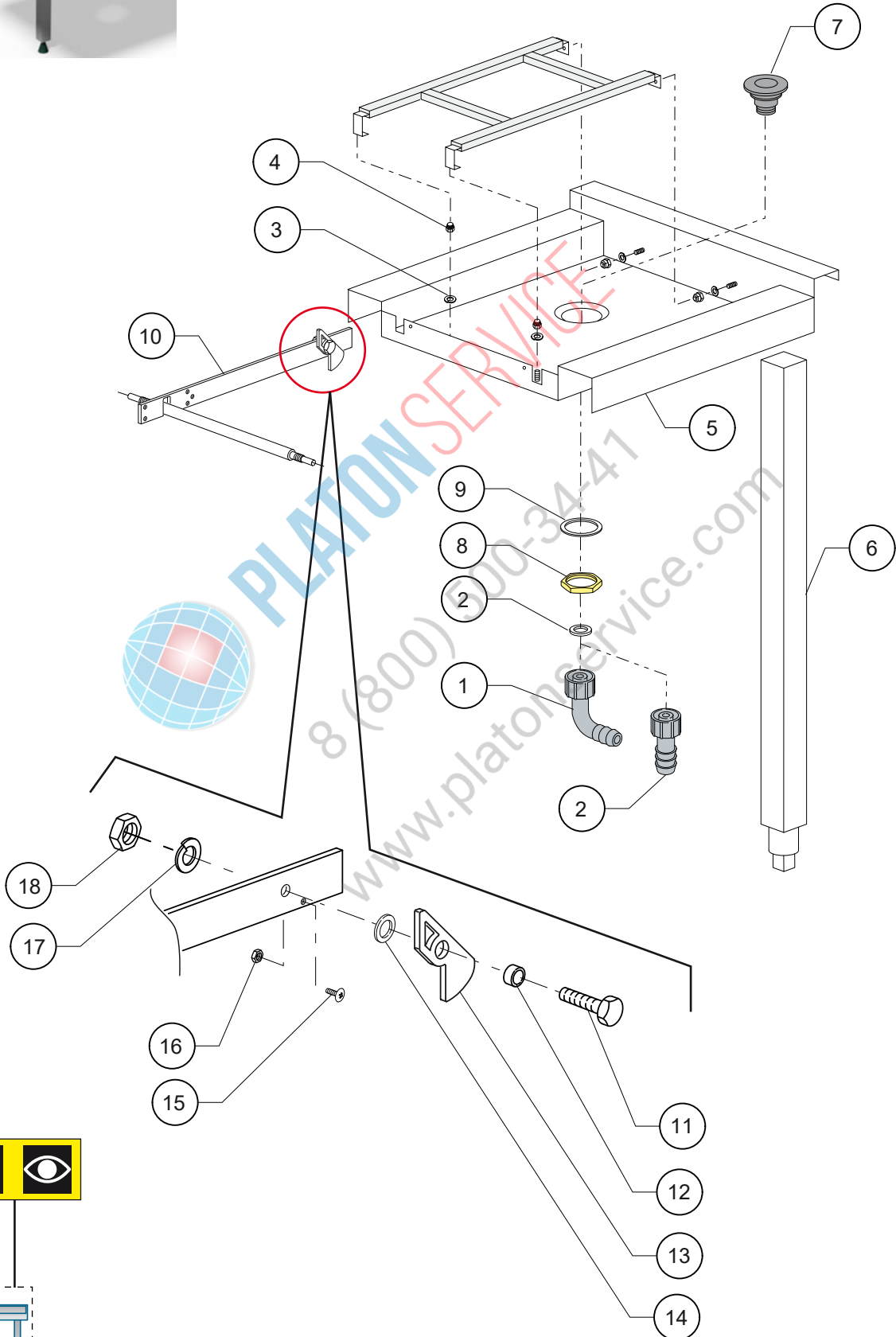


ANGLE LOADING TABLE



TABLE D'ENTRÉE EN ANGLE

40\_001\_e  
Rev.





ITEM / ID	CODICE / P-code	DESCRIZIONE (IT)	Q.TA'/Q.TY
1	DW15613	Gomito scarico 1" 1/4x30	1
2	DW15613/A	Piletta di scarico dritta	1
3	DW3003024	Rondella	2
4	DW3003025	Boccola	2
5	DW3009250	Pianale	1
6	DW3009608	Assieme gamba	1
7	DW10200113	Piletta di scarico	1
8	DW10200114	Dado piletta scarico	1
9	DW10200173	Guarnizione 75x58x2	1
10	DW3003071	Barra supporto arpione ( tavolo LC98) L=450mm	1
10	<b>NC</b>	Barra supporto arpione ( tavolo LC98) L=600mm	1
11	DW11128	Vite inox M10x25 TE	1
12	DW3003060	Boccola distanziale 11,7x11x6	1
13	DW3063009	Cricotto inox	1
14	DW3003024	Rondella teflon	1
15	DW11197	Vite M5x10 inox TCB	1
16	DW11707	Dado M5 inox	1
17	DW11609	Rondella inox M8	1
18	DW11719	Dado inox M10	1



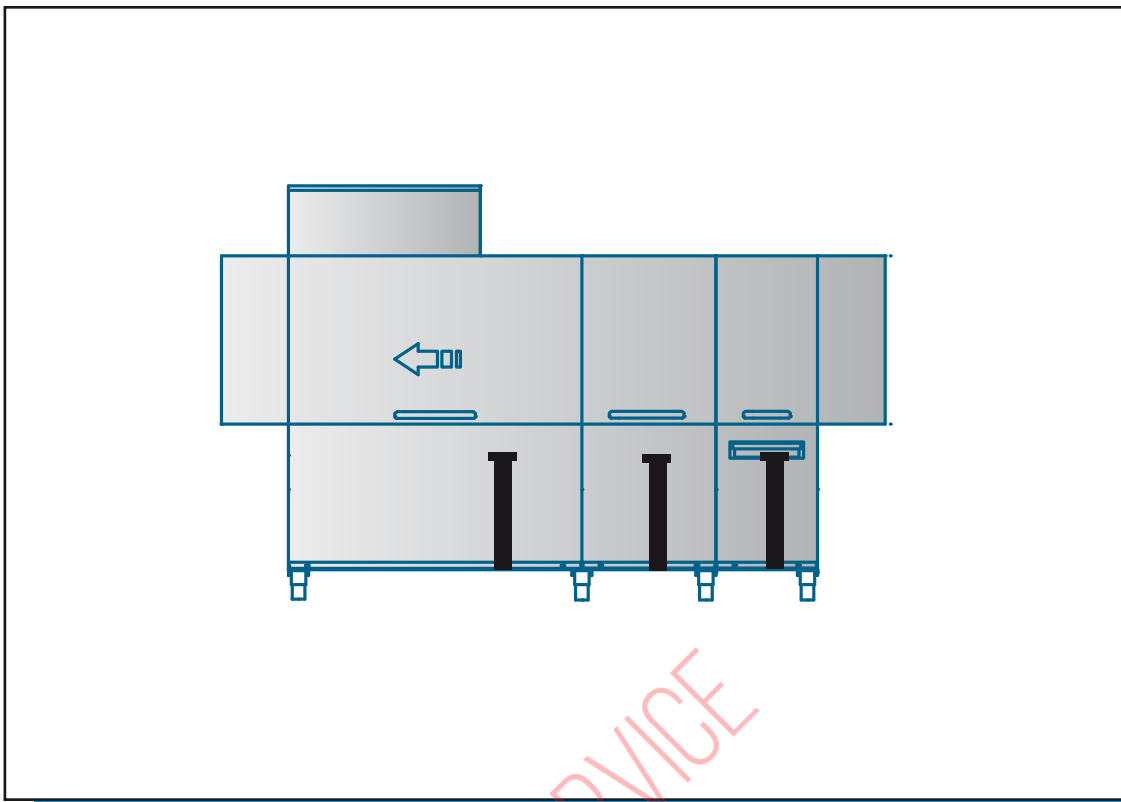
PLATON SERVICE  
8 (800) 500-34-41  
www.platonservice.com



**PLATON**SERVICE

8 (800) 500-34-41

[www.platonservice.com](http://www.platonservice.com)

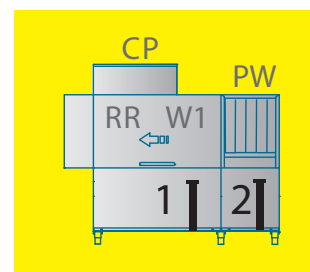
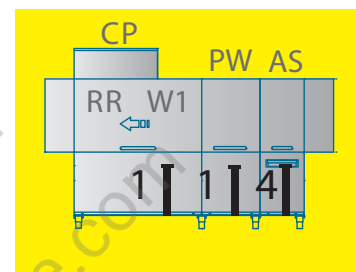
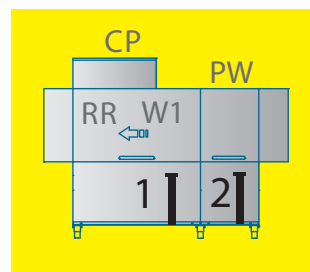
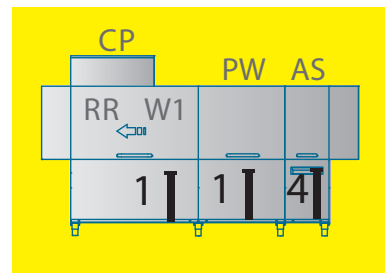
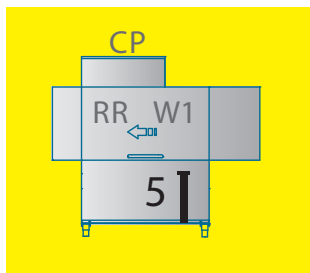
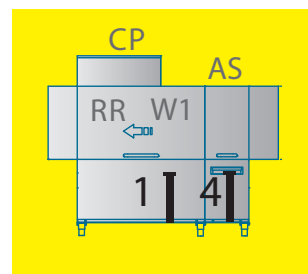
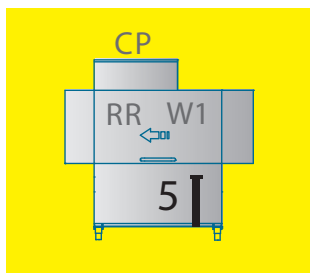


-  — **TUBI TROPPO PIENO**
-  — **OVER FLOW PIPE**
-  — **TROP-PLEIN**

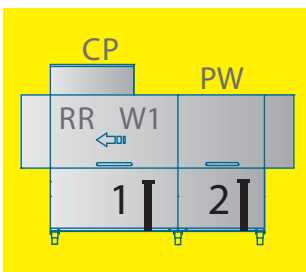
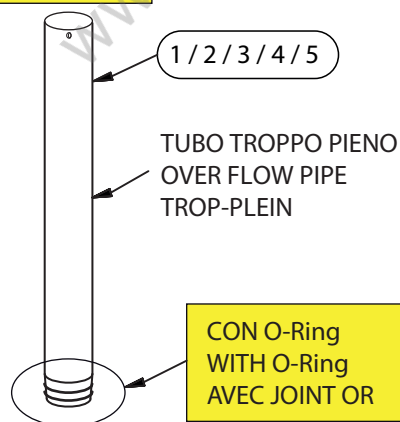


PLATON SERVICE  
 8 (800) 500-2241  
 www.platonservice.com





ITEM / ID	CODICE / P-code
1	DW3071183
2	DW3071182
3	DW3071181
4	DW3071180
5	DW3071268



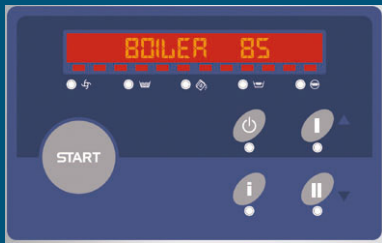
ITEM / ID	(IT)	(EN)	(FR)
SG	PARASPRUZZI	SPLASH ZONE	SAS
AS	PREL.AUTOMATICO	PRE-WASH SHOWER	PRELAVAGE AUT.+TIROR
PW	PRELAVAGGIO	PRE-WASH	PRÉLAVAGE
W2	2°LAVAGGIO	SECOND WASH	2°LAVAGE
W1	1°LAVAGGIO	FIRST WASH	1°LAVAGE
RR	RISCIACQUO POT.	POWER RINSE	RINÇAGE PLUS
CP	PANNELLO COM.	CONTROL PANELL	PANNEAU DE CONTRÔLE
D	ASCIUGATURA	DRYER	SECHAGE



**PLATON**SERVICE

8 (800) 500-34-41

[www.platonservice.com](http://www.platonservice.com)



PLATON SERVICE

8 (800) 500-34-47

www.platonservice.com

